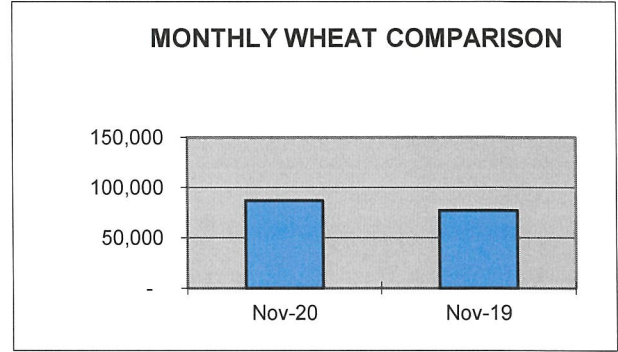
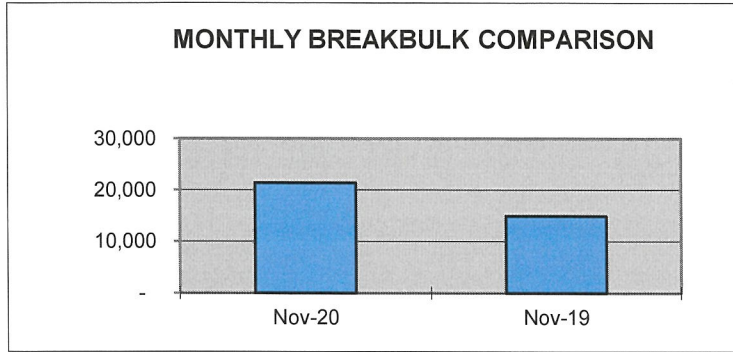


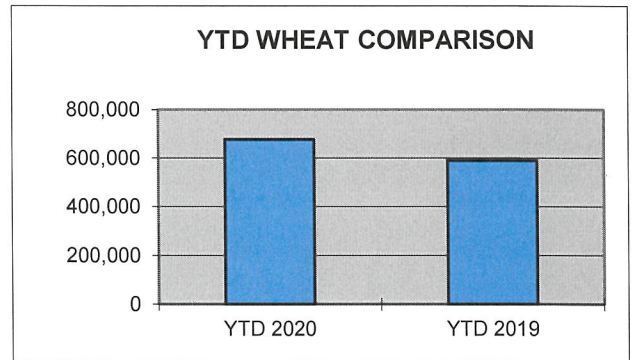
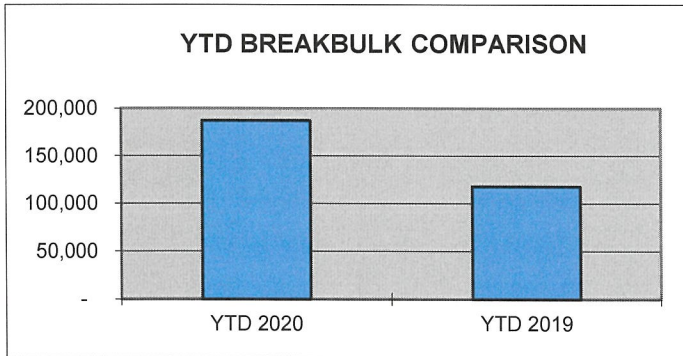
PORT OF LEWISTON NOVEMBER COMPARISON SHIPPING REPORT

| <u>SHIPPED</u> | <u>Nov-20</u> | <u>Nov-19</u> | <u>DIFFERENCE</u> | <u>% OF DIFFERENCE</u> |
|----------------|---------------|---------------|-------------------|------------------------|
| WHEAT/BARLEY** | 87,081 | 77,200 | 9,881 | 13% |
| BREAKBULK** | 21,347 | 14,900 | 6,447 | 43% |



YEAR TO DATE COMPARISON

| <u>SHIPPED</u> | <u>YTD 2020</u> | <u>YTD 2019</u> | <u>DIFFERENCE</u> | <u>% OF DIFFERENCE</u> |
|----------------|-----------------|-----------------|-------------------|------------------------|
| WHEAT/BARLEY** | 677,237 | 589,423 | 87,814 | 14.90% |
| BREAKBULK** | 187,300 | 117,650 | 69,650 | 59.20% |



*Measured in tons

| | |
|---------------------------------------------------------------------------|-----|
| YTD Bulk Grain Barges shipped by Tidewater (Qty) for Lewis Clark Terminal | 189 |
| YTD Barges at Port for Breakbulk cargo | 88 |