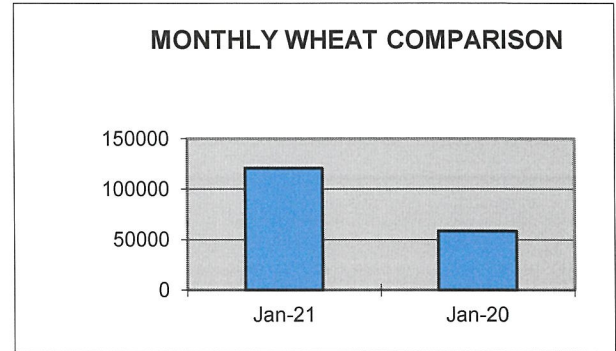
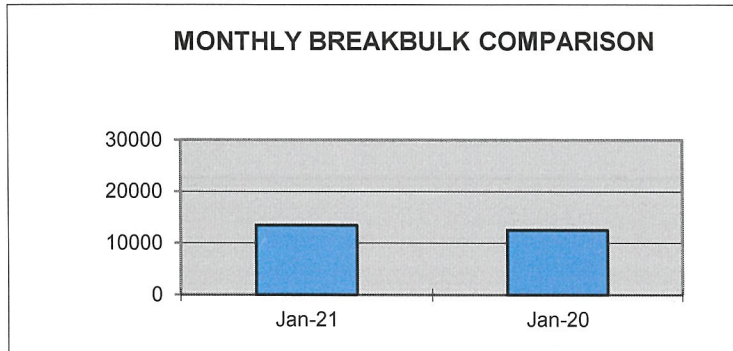


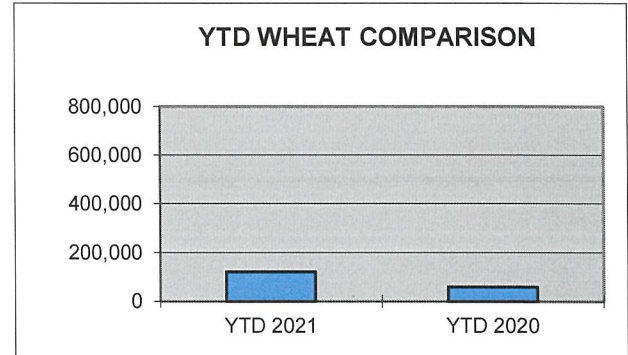
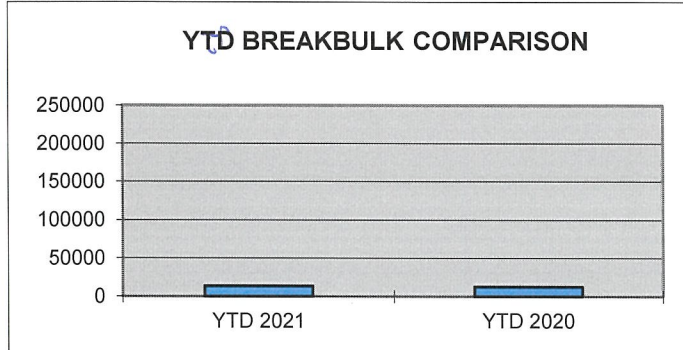
## PORT OF LEWISTON JANUARY COMPARISON SHIPPING REPORT

<u>SHIPPED</u>	<u>Jan-21</u>	<u>Jan-20</u>	<u>DIFFERENCE</u>	<u>% OF DIFFERENCE</u>
WHEAT/BARLEY**	121003	58300	62703	108%
BREAKBULK**	13437	12500	937	7%



## YEAR TO DATE COMPARISON

<u>SHIPPED</u>	<u>YTD 2021</u>	<u>YTD 2020</u>	<u>DIFFERENCE</u>	<u>% OF DIFFERENCE</u>
WHEAT/BARLEY**	121,003	58,300	62703	107.55%
BREAKBULK**	13437	12,500	937	7.50%



\*Measured in tons

YTD Bulk Grain Barges shipped by Tidewater (Qty) for Lewis Clark Terminal  
 YTD Barges at Port for Breakbulk cargo