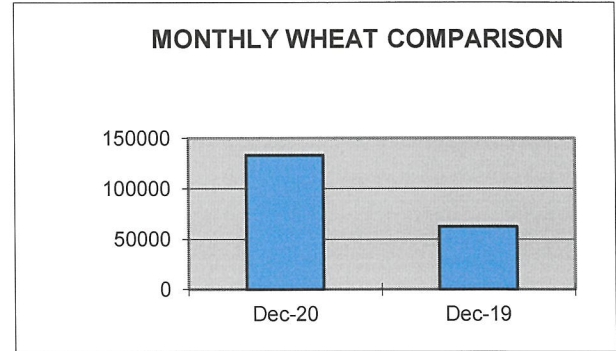
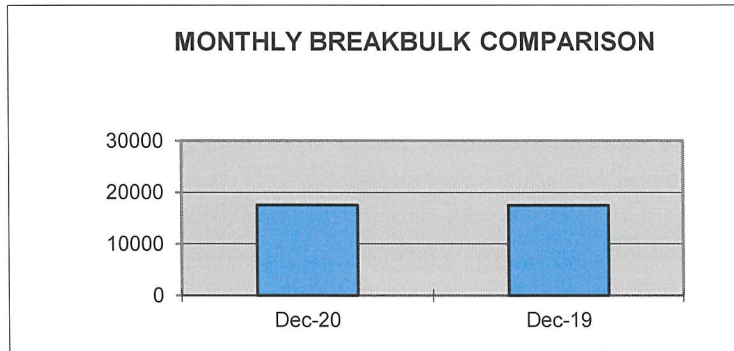


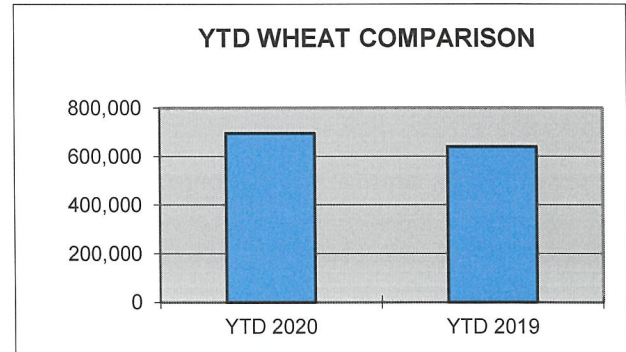
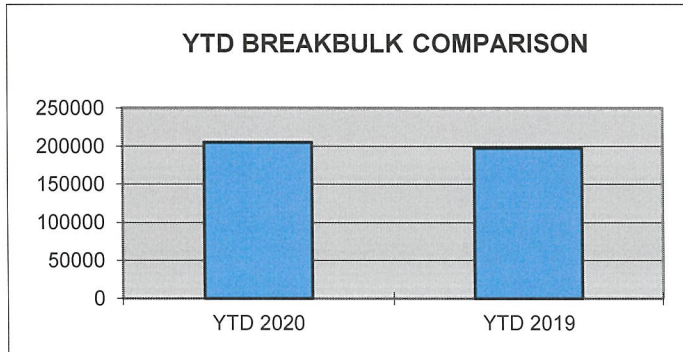
PORT OF LEWISTON DECEMBER COMPARISON SHIPPING REPORT

<u>SHIPPED</u>	<u>Dec-20</u>	<u>Dec-19</u>	<u>DIFFERENCE</u>	<u>% OF DIFFERENCE</u>
WHEAT/BARLEY**	133375	62615	70760	113%
BREAKBULK**	17566	17500	66	0%



YEAR TO DATE COMPARISON

<u>SHIPPED</u>	<u>YTD 2020</u>	<u>YTD 2019</u>	<u>DIFFERENCE</u>	<u>% OF DIFFERENCE</u>
WHEAT/BARLEY**	694,803	640,301	54,502	8.51%
BREAKBULK**	204,866	197,500	7,366	3.73%



*Measured in tons

YTD Bulk Grain Barges shipped by Tidewater (Qty) for Lewis Clark Terminal
 YTD Barges at Port for Breakbulk cargo

226
 101