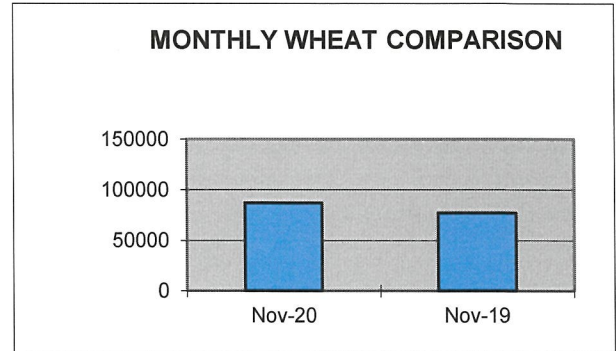
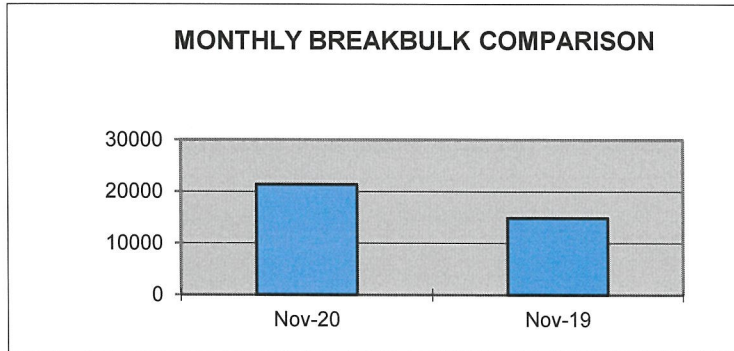


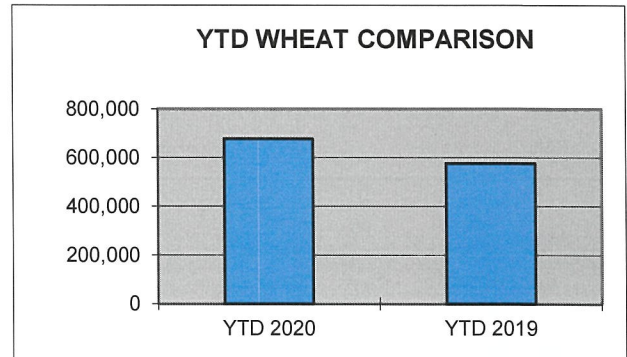
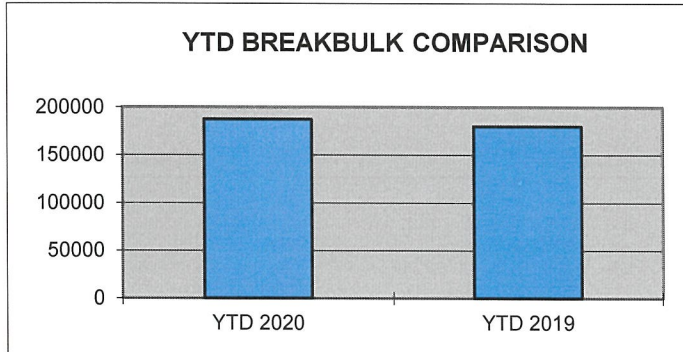
PORT OF LEWISTON NOVEMBER COMPARISON SHIPPING REPORT

<u>SHIPPED</u>	<u>Nov-20</u>	<u>Nov-19</u>	<u>DIFFERENCE</u>	<u>% OF DIFFERENCE</u>
WHEAT/BARLEY**	87081	77200	9881	13%
BREAKBULK**	21347	14900	6447	43%



YEAR TO DATE COMPARISON

<u>SHIPPED</u>	<u>YTD 2020</u>	<u>YTD 2019</u>	<u>DIFFERENCE</u>	<u>% OF DIFFERENCE</u>
WHEAT/BARLEY**	677,237	577,686	99,551	17.23%
BREAKBULK**	187,300	180,000	7,300	4.06%



*Measured in tons

YTD Bulk Grain Barges shipped by Tidewater (Qty) for Lewis Clark Terminal	189
YTD Barges at Port for Breakbulk cargo	88