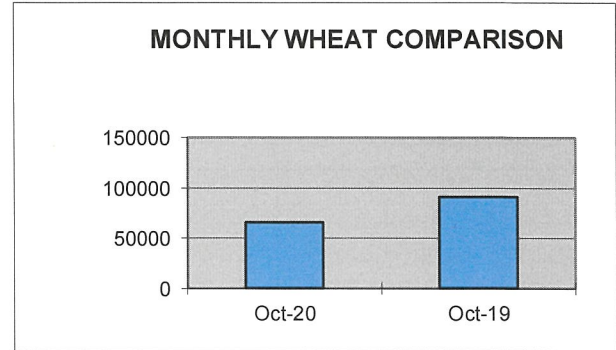
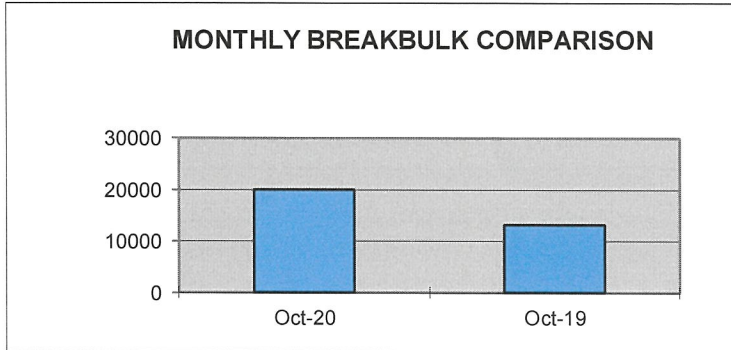


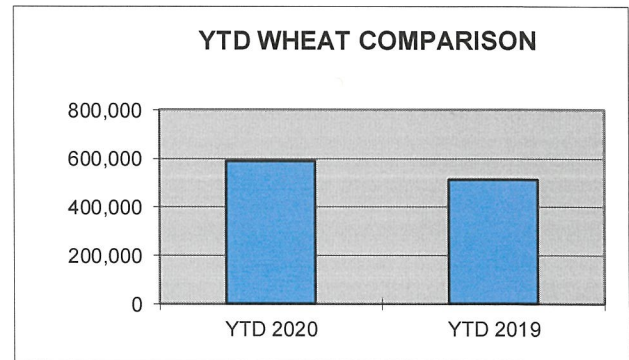
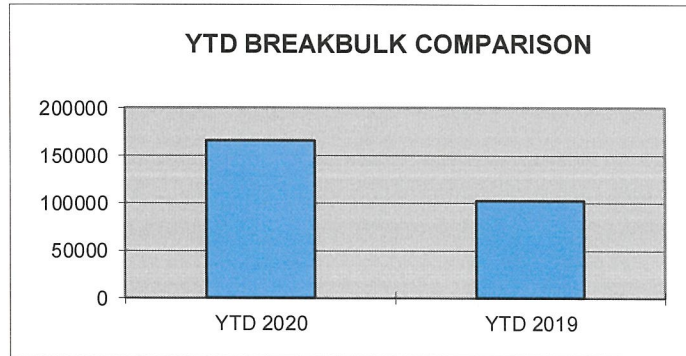
## PORT OF LEWISTON OCTOBER COMPARISON SHIPPING REPORT

<u>SHIPPED</u>	<u>Oct-20</u>	<u>Oct-19</u>	<u>DIFFERENCE</u>	<u>% OF DIFFERENCE</u>
WHEAT/BARLEY**	66009	91480	-25471	-28%
BREAKBULK**	20025	13200	6825	52%



## YEAR TO DATE COMPARISON

<u>SHIPPED</u>	<u>YTD 2020</u>	<u>YTD 2019</u>	<u>DIFFERENCE</u>	<u>% OF DIFFERENCE</u>
WHEAT/BARLEY**	590,156	512,223	77933	15.21%
BREAKBULK**	165953	102,750	63203	61.51%



\*Measured in tons

YTD Bulk Grain Barges shipped by Tidewater (Qty) for Lewis Clark Terminal  
 YTD Barges at Port for Breakbulk cargo

165  
 74