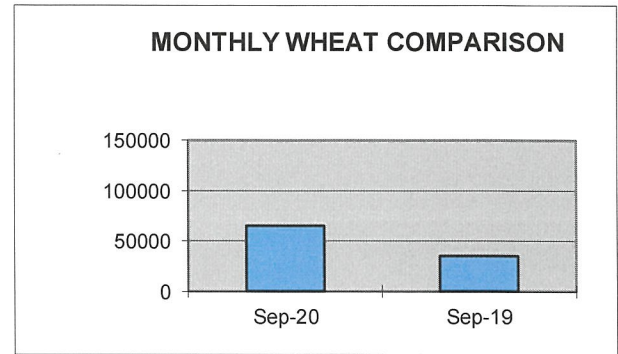
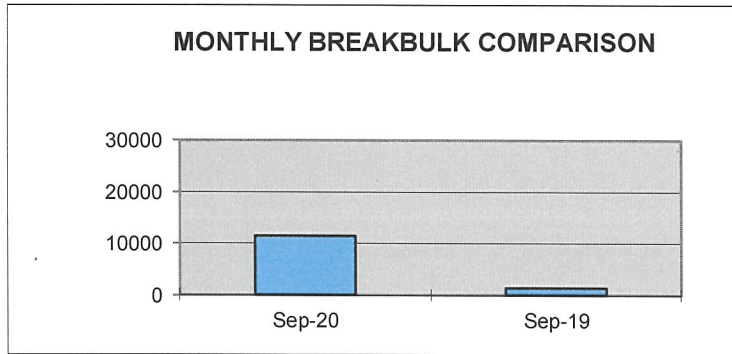


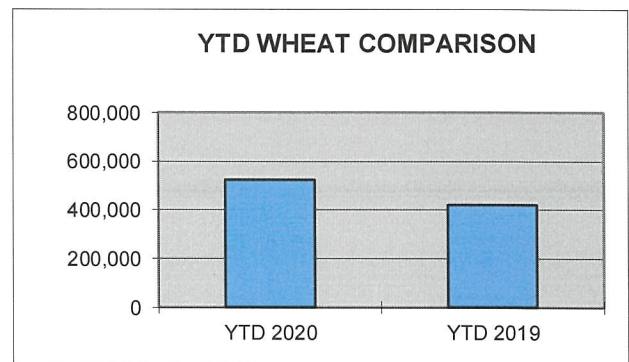
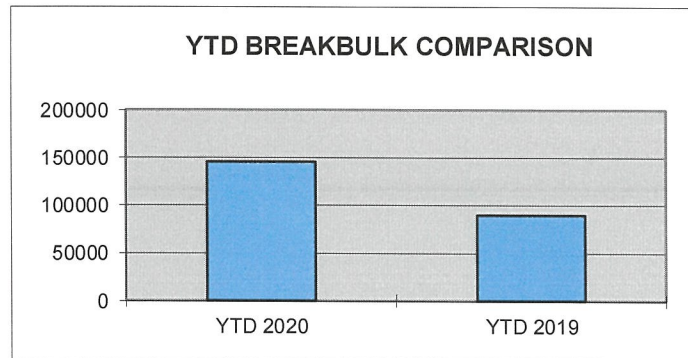
PORT OF LEWISTON SEPTEMBER COMPARISON SHIPPING REPORT

<u>SHIPPED</u>	<u>Sep-20</u>	<u>Sep-19</u>	<u>DIFFERENCE</u>	<u>% OF DIFFERENCE</u>
WHEAT/BARLEY**	64925	35261	29664	84%
BREAKBULK**	11482	1400	10082	720%



YEAR TO DATE COMPARISON

<u>SHIPPED</u>	<u>YTD 2020</u>	<u>YTD 2019</u>	<u>DIFFERENCE</u>	<u>% OF DIFFERENCE</u>
WHEAT/BARLEY**	524,147	420,743	103404	24.58%
BREAKBULK**	145928	89,550	56378	62.96%



*Measured in tons

YTD Bulk Grain Barges shipped by Tidewater (Qty) for Lewis Clark Terminal
 YTD Barges at Port for Breakbulk cargo

147
 62