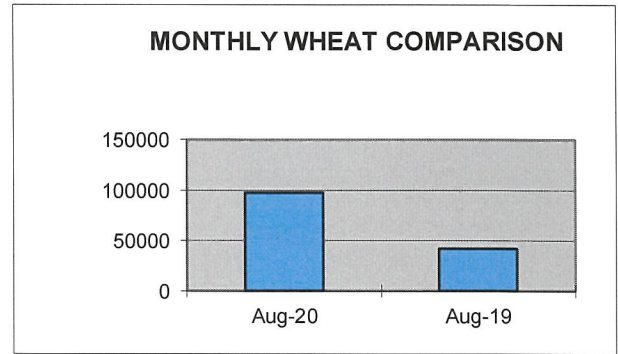
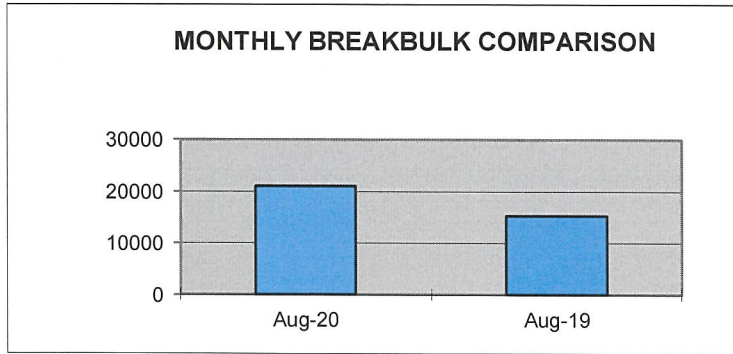


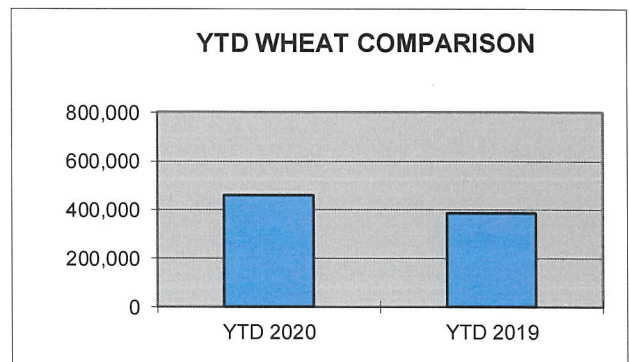
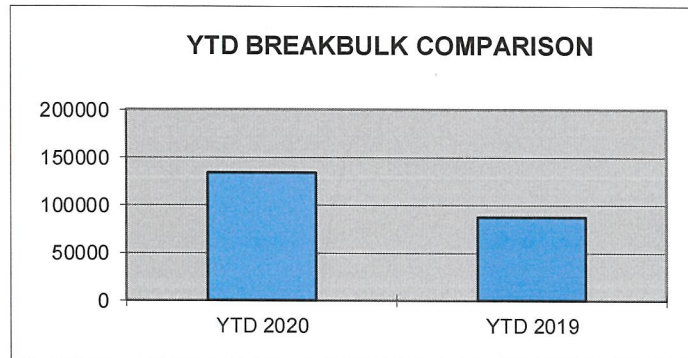
PORT OF LEWISTON AUGUST COMPARISON SHIPPING REPORT

<u>SHIPPED</u>	<u>Aug-20</u>	<u>Aug-19</u>	<u>DIFFERENCE</u>	<u>% OF DIFFERENCE</u>
WHEAT/BARLEY**	97622	42472	55150	130%
BREAKBULK**	21000	15300	5700	37%



YEAR TO DATE COMPARISON

<u>SHIPPED</u>	<u>YTD 2020</u>	<u>YTD 2019</u>	<u>DIFFERENCE</u>	<u>% OF DIFFERENCE</u>
WHEAT/BARLEY**	459,222	385,482	73,740	19.13%
BREAKBULK**	134,446	88,150	46,296	52.52%



*Measured in tons

YTD Bulk Grain Barges shipped by Tidewater (Qty) for Lewis Clark Terminal	128
YTD Barges at Port for Breakbulk cargo	56