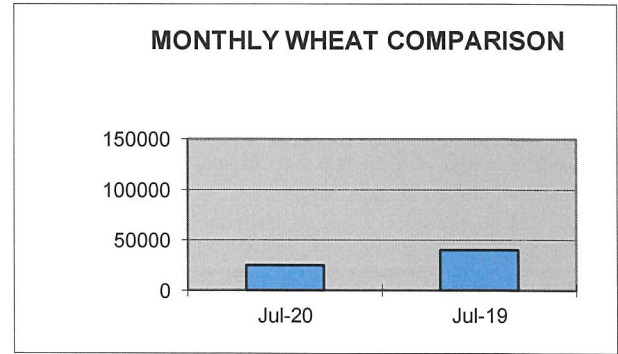
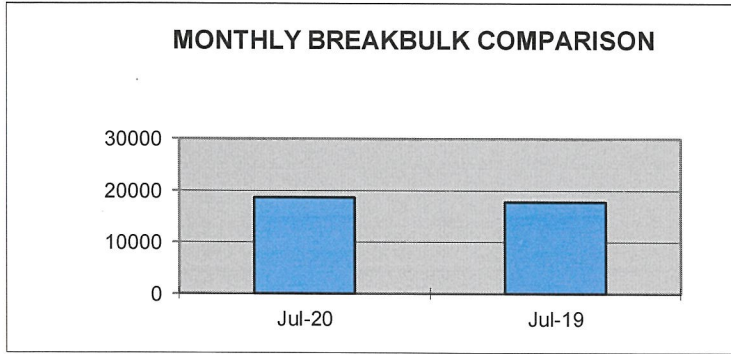


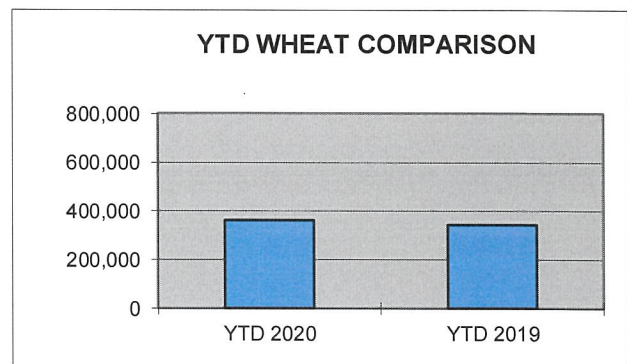
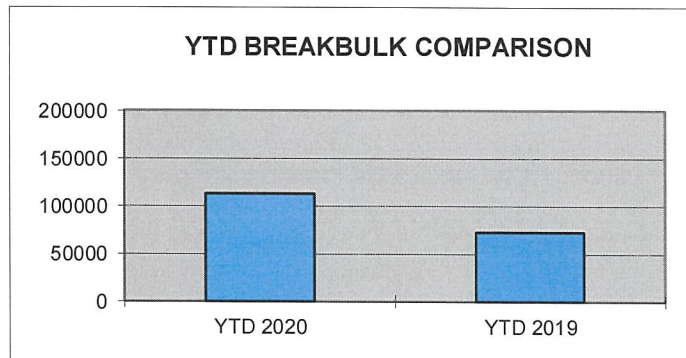
PORT OF LEWISTON JULY COMPARISON SHIPPING REPORT

<u>SHIPPED</u>	<u>Jul-20</u>	<u>Jul-19</u>	<u>DIFFERENCE</u>	<u>% OF DIFFERENCE</u>
WHEAT/BARLEY**	25116	40170	-15054	-37%
BREAKBULK**	18713	17800	913	5%



YEAR TO DATE COMPARISON

<u>SHIPPED</u>	<u>YTD 2020</u>	<u>YTD 2019</u>	<u>DIFFERENCE</u>	<u>% OF DIFFERENCE</u>
WHEAT/BARLEY**	361,600	343,010	18,590	5.42%
BREAKBULK**	113,446	72,850	40,596	55.73%



*Measured in tons

YTD Bulk Grain Barges shipped by Tidewater (Qty) for Lewis Clark Terminal	100
YTD Barges at Port for Breakbulk cargo	47