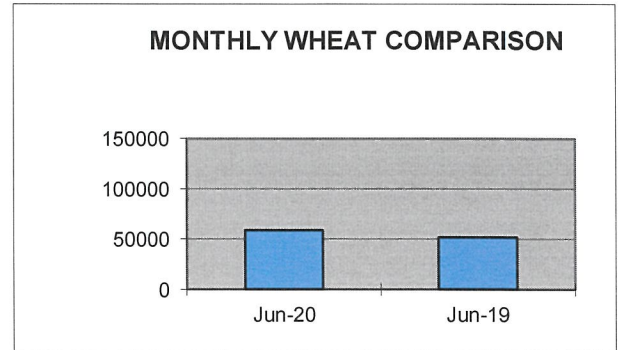
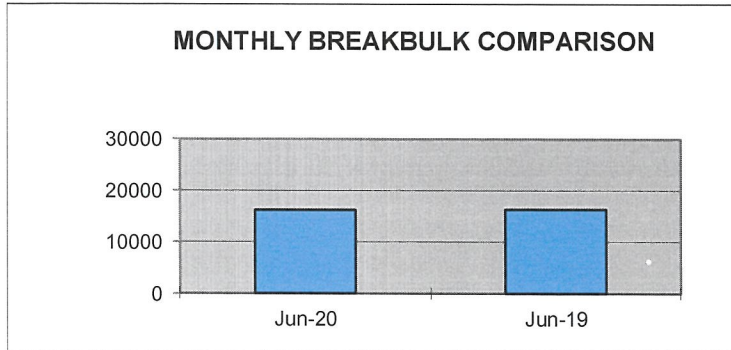


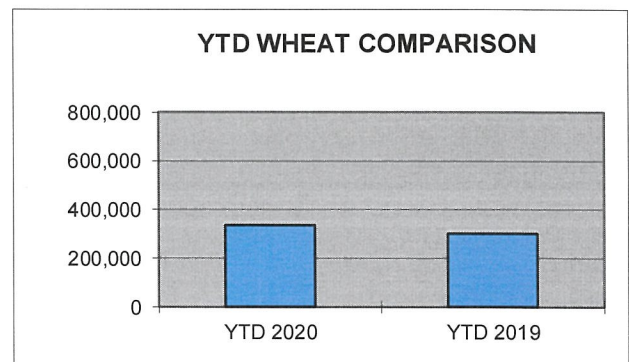
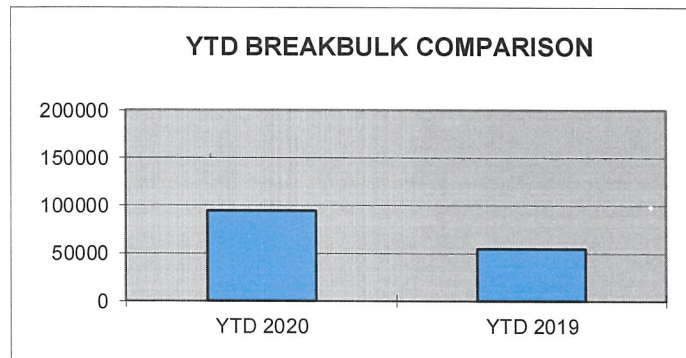
PORT OF LEWISTON JUNE COMPARISON SHIPPING REPORT

| <u>SHIPPED</u> | <u>Jun-20</u> | <u>Jun-19</u> | <u>DIFFERENCE</u> | <u>% OF DIFFERENCE</u> |
|----------------|---------------|---------------|-------------------|------------------------|
| WHEAT/BARLEY** | 58798 | 51705 | 7093 | 14% |
| BREAKBULK** | 16200 | 16300 | -100 | -1% |



YEAR TO DATE COMPARISON

| <u>SHIPPED</u> | <u>YTD 2020</u> | <u>YTD 2019</u> | <u>DIFFERENCE</u> | <u>% OF DIFFERENCE</u> |
|----------------|-----------------|-----------------|-------------------|------------------------|
| WHEAT/BARLEY** | 336,484 | 302,840 | 33644 | 11.11% |
| BREAKBULK** | 94733 | 55,050 | 39683 | 72.09% |



*Measured in tons

YTD Bulk Grain Barges shipped by Tidewater (Qty) for Lewis Clark Terminal
 YTD Barges at Port for Breakbulk cargo

92
 39