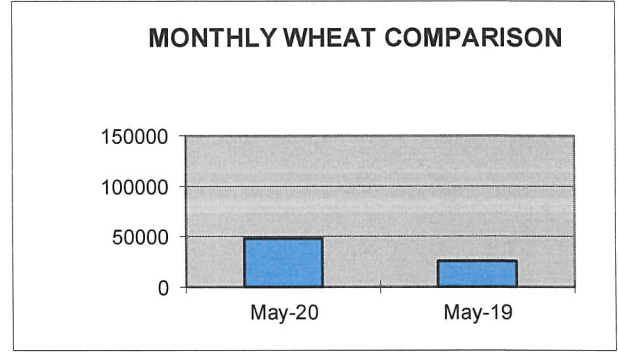
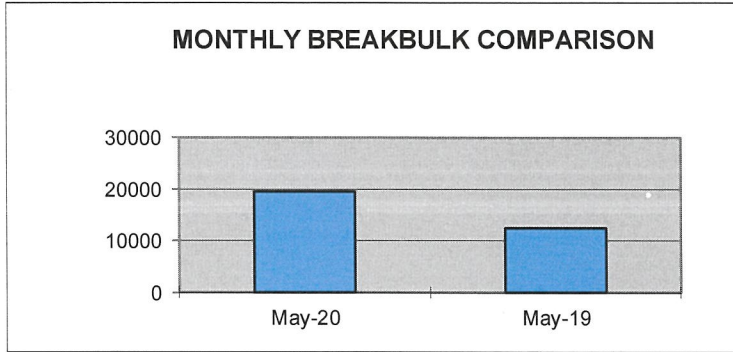


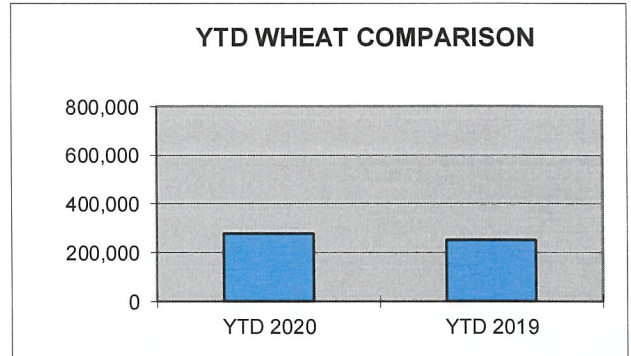
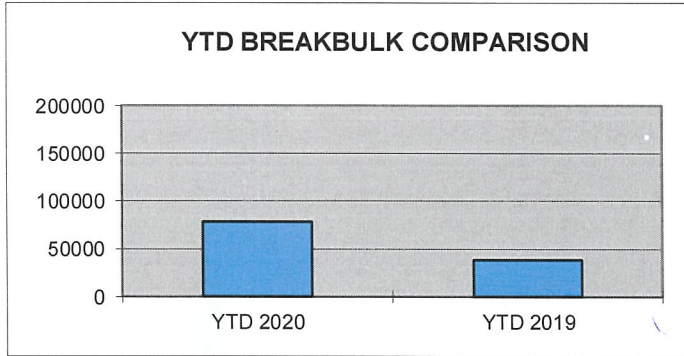
PORT OF LEWISTON MAY COMPARISON SHIPPING REPORT

<u>SHIPPED</u>	<u>May-20</u>	<u>May-19</u>	<u>DIFFERENCE</u>	<u>% OF DIFFERENCE</u>
WHEAT/BARLEY**	47830	25715	22115	86%
BREAKBULK**	19490	12500	6990	56%



YEAR TO DATE COMPARISON

<u>SHIPPED</u>	<u>YTD 2020</u>	<u>YTD 2019</u>	<u>DIFFERENCE</u>	<u>% OF DIFFERENCE</u>
WHEAT/BARLEY**	277,686	251,135	26,551	10.57%
BREAKBULK**	78,533	38,750	39,783	102.67%



*Measured in tons

YTD Bulk Grain Barges shipped by Tidewater (Qty) for Lewis Clark Terminal
 YTD Barges at Port for Breakbulk cargo

76
 32