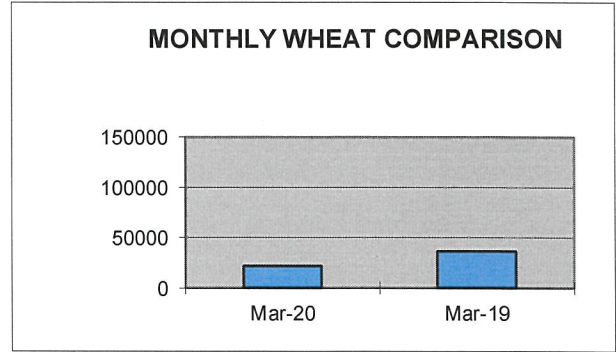
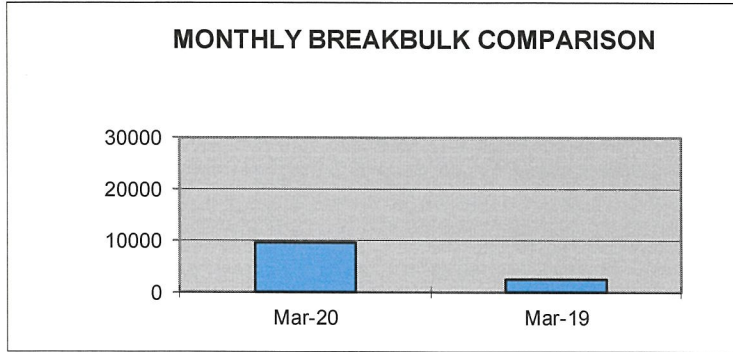


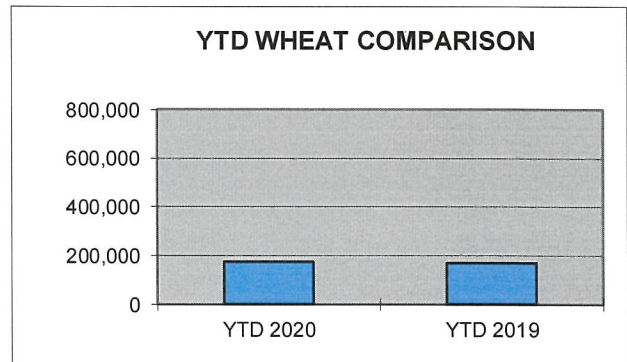
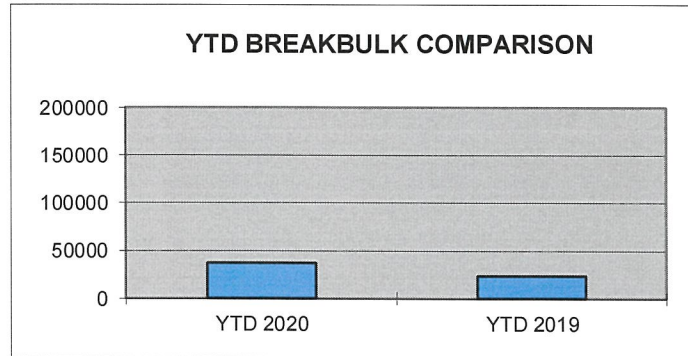
PORT OF LEWISTON MARCH COMPARISON SHIPPING REPORT

<u>SHIPPED</u>	<u>Mar-20</u>	<u>Mar-19</u>	<u>DIFFERENCE</u>	<u>% OF DIFFERENCE</u>
WHEAT/BARLEY**	21750	36720	-14970	-41%
BREAKBULK**	9570	2500	7070	283%



YEAR TO DATE COMPARISON

<u>SHIPPED</u>	<u>YTD 2020</u>	<u>YTD 2019</u>	<u>DIFFERENCE</u>	<u>% OF DIFFERENCE</u>
WHEAT/BARLEY**	174,865	168,905	5960	3.53%
BREAKBULK**	37070	23,750	13320	56.08%



*Measured in tons

YTD Bulk Grain Barges shipped by Tidewater (Qty) for Lewis Clark Terminal	48
YTD Barges to Port for Breakbulk cargo	15