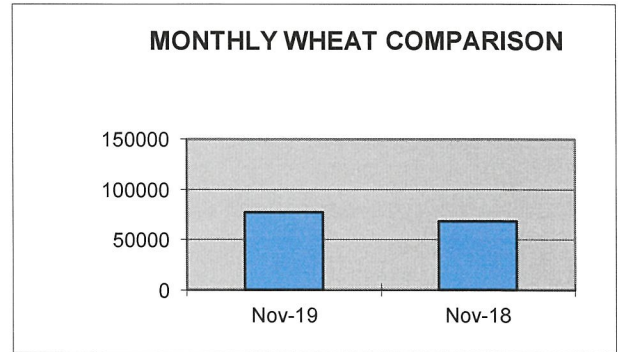
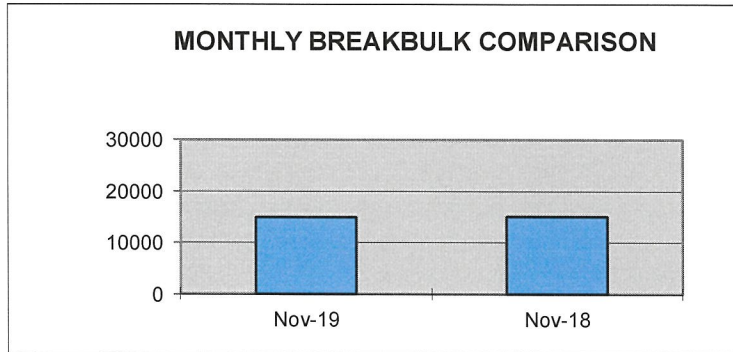


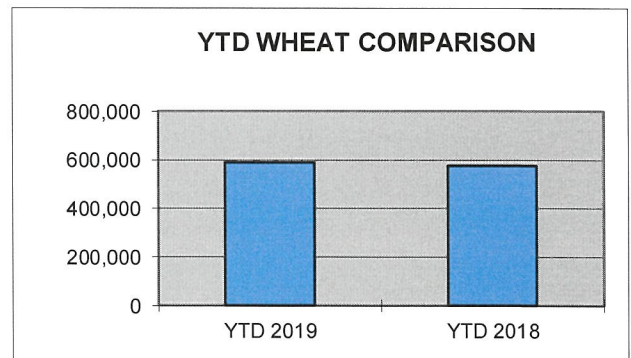
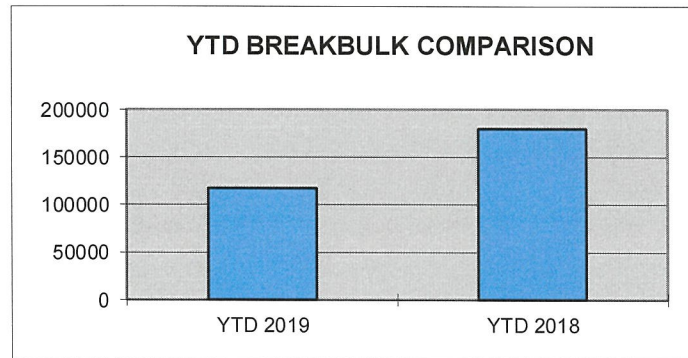
## PORT OF LEWISTON NOVEMBER COMPARISON SHIPPING REPORT

<u>SHIPPED</u>	<u>Nov-19</u>	<u>Nov-18</u>	<u>DIFFERENCE</u>	<u>% OF DIFFERENCE</u>
WHEAT/BARLEY**	77200	68065	9135	13%
BREAKBULK**	14900	15000	-100	-1%



## YEAR TO DATE COMPARISON

<u>SHIPPED</u>	<u>YTD 2019</u>	<u>YTD 2018</u>	<u>DIFFERENCE</u>	<u>% OF DIFFERENCE</u>
WHEAT/BARLEY**	589,423	577,686	11,737	2.03%
BREAKBULK**	117,650	180,000	-62,350	-34.64%



\*Measured in tons

YTD Bulk Grain Barges shipped by Tidewater (Qty) for Lewis Clark Terminal	163
YTD Barges to Port for Breakbulk cargo	51