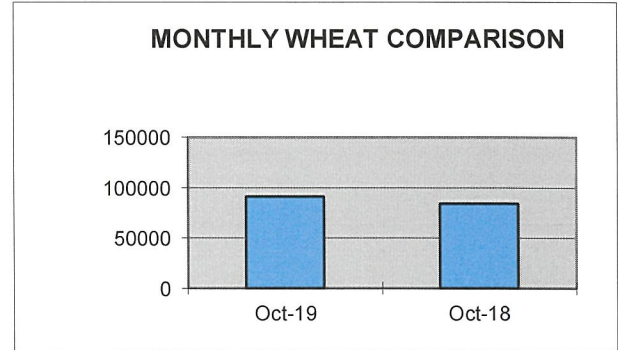
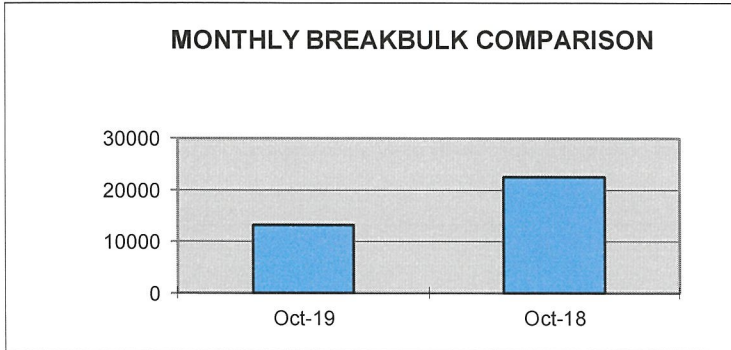


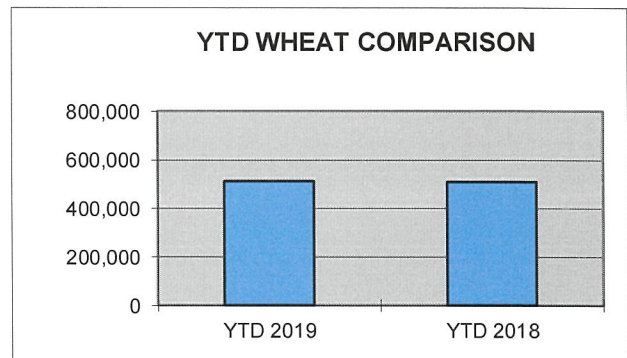
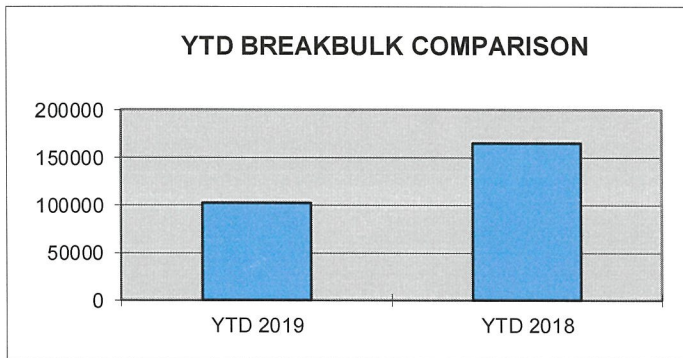
## PORT OF LEWISTON OCTOBER COMPARISON SHIPPING REPORT

<u>SHIPPED</u>	<u>Oct-19</u>	<u>Oct-18</u>	<u>DIFFERENCE</u>	<u>% OF DIFFERENCE</u>
WHEAT/BARLEY**	91480	84599	6881	8%
BREAKBULK**	13200	22500	-9300	-41%



## YEAR TO DATE COMPARISON

<u>SHIPPED</u>	<u>YTD 2019</u>	<u>YTD 2018</u>	<u>DIFFERENCE</u>	<u>% OF DIFFERENCE</u>
WHEAT/BARLEY**	512,223	509,621	2,602	0.51%
BREAKBULK**	102,750	165,000	-62,250	-37.73%



\*Measured in tons

YTD Bulk Grain Barges shipped by Tidewater (Qty) for Lewis Clark Terminal	142
YTD Barges to Port for Breakbulk cargo	45