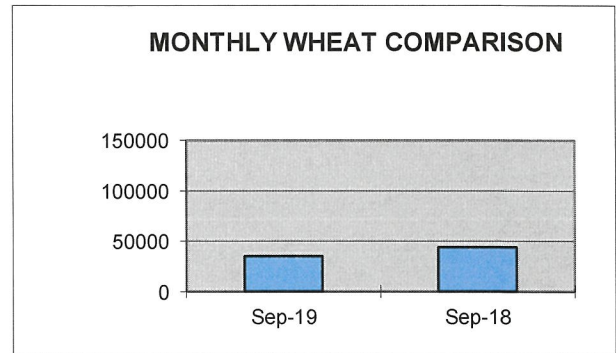
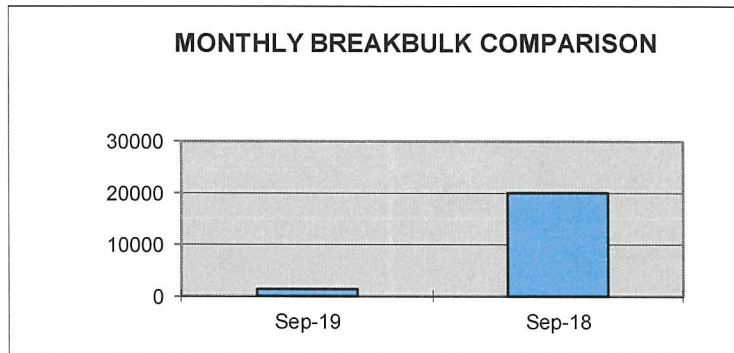


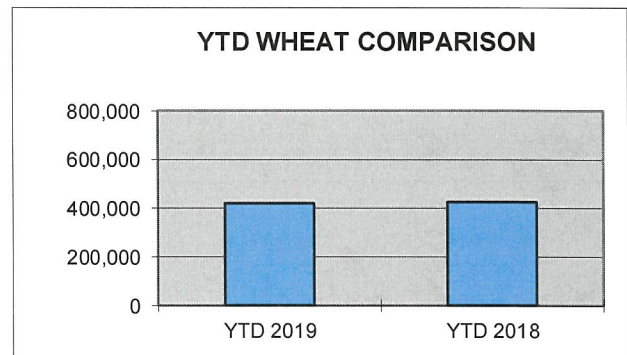
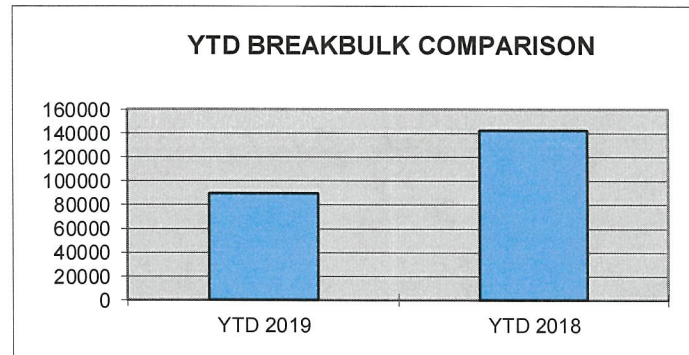
PORT OF LEWISTON SEPTEMBER COMPARISON SHIPPING REPORT

<u>SHIPPED</u>	<u>Sep-19</u>	<u>Sep-18</u>	<u>DIFFERENCE</u>	<u>% OF DIFFERENCE</u>
WHEAT/BARLEY**	35261	43900	-8639	-20%
BREAKBULK**	1400	20000	-18600	-93%



YEAR TO DATE COMPARISON

<u>SHIPPED</u>	<u>YTD 2019</u>	<u>YTD 2018</u>	<u>DIFFERENCE</u>	<u>% OF DIFFERENCE</u>
WHEAT/BARLEY**	420,743	425,022	-4279	-1.01%
BREAKBULK**	89550	142,500	-52950	-37.16%



*Measured in tons

YTD Bulk Grain Barges shipped by Tidewater (Qty) for Lewis Clark Terminal
 YTD Barges to Port for Breakbulk cargo

117
 39