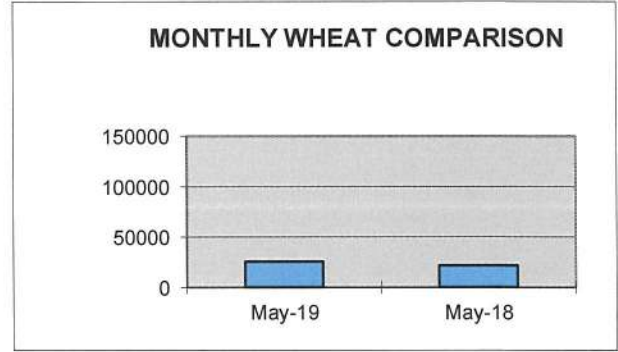
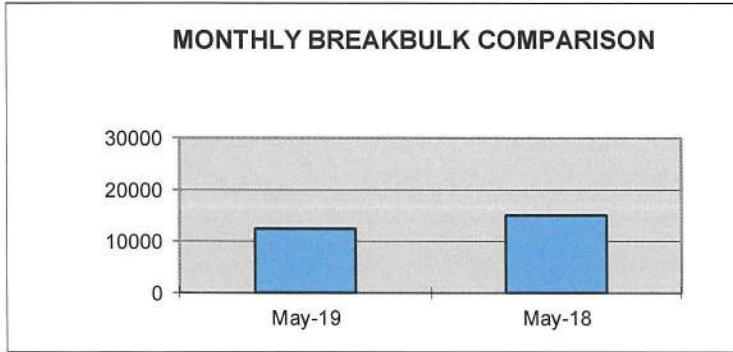


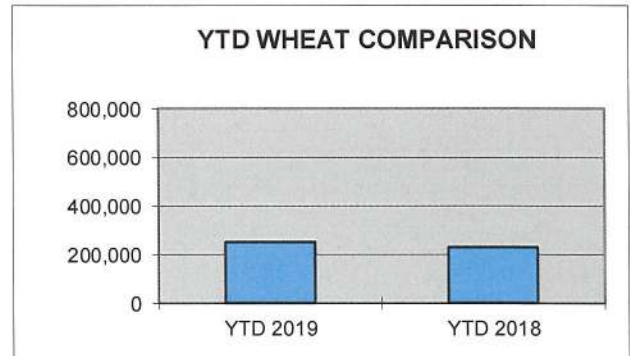
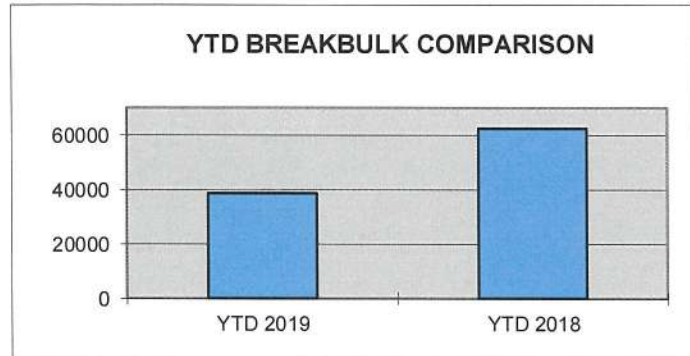
PORT OF LEWISTON MAY COMPARISON SHIPPING REPORT

<u>SHIPPED</u>	<u>May-19</u>	<u>May-18</u>	<u>DIFFERENCE</u>	<u>% OF DIFFERENCE</u>
WHEAT/BARLEY**	25715	21665	4050	19%
BREAKBULK**	12500	15000	-2500	-17%



YEAR TO DATE COMPARISON

<u>SHIPPED</u>	<u>YTD 2019</u>	<u>YTD 2018</u>	<u>DIFFERENCE</u>	<u>% OF DIFFERENCE</u>
WHEAT/BARLEY**	251,135	231,832	19,303	8.33%
BREAKBULK**	38,750	62,500	-23,750	-38.00%



*Measured in tons

YTD Bulk Grain Barges shipped by Tidewater (Qty) for Lewis Clark Terminal	70
YTD Barges to Port for Breakbulk cargo	16