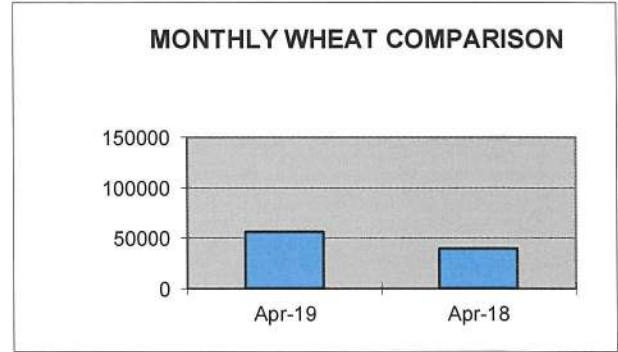
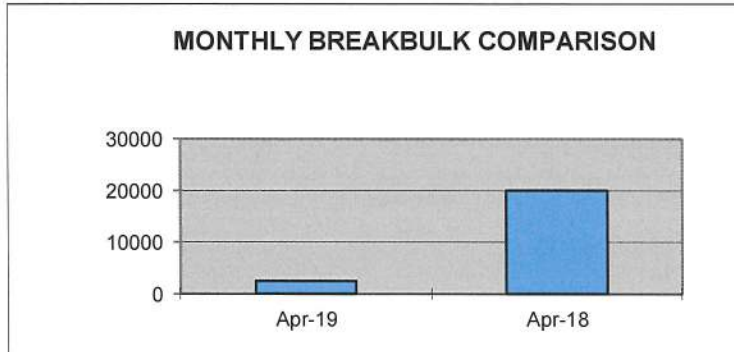


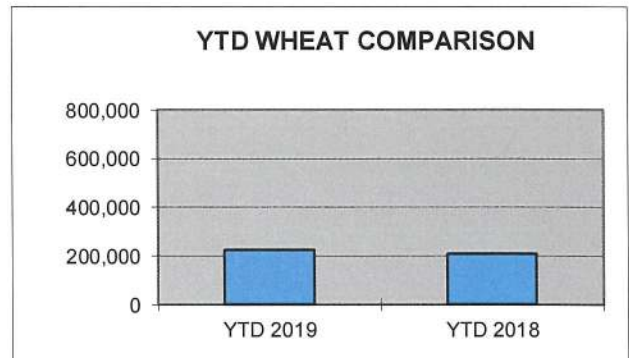
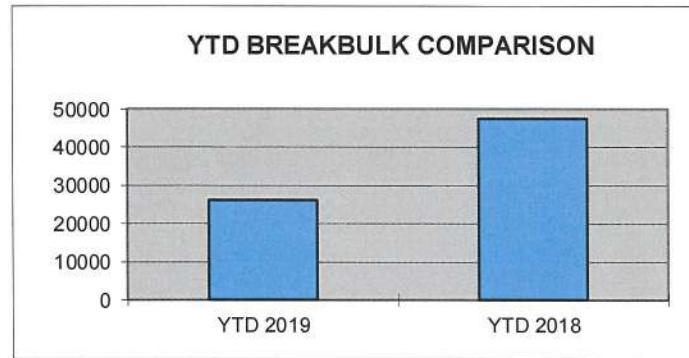
PORT OF LEWISTON APRIL COMPARISON SHIPPING REPORT

<u>SHIPPED</u>	<u>Apr-19</u>	<u>Apr-18</u>	<u>DIFFERENCE</u>	<u>% OF DIFFERENCE</u>
WHEAT/BARLEY**	56515	39490	17025	43%
BREAKBULK**	2500	20000	-17500	-88%



YEAR TO DATE COMPARISON

<u>SHIPPED</u>	<u>YTD 2019</u>	<u>YTD 2018</u>	<u>DIFFERENCE</u>	<u>% OF DIFFERENCE</u>
WHEAT/BARLEY**	225,420	210,167	15253	7.26%
BREAKBULK**	26250	47,500	-21250	-44.74%



**Measured in tons*

YTD Bulk Grain Barges shipped by Tidewater (Qty) for Lewis Clark Terminal
 YTD Barges to Port for Breakbulk cargo

63
 11