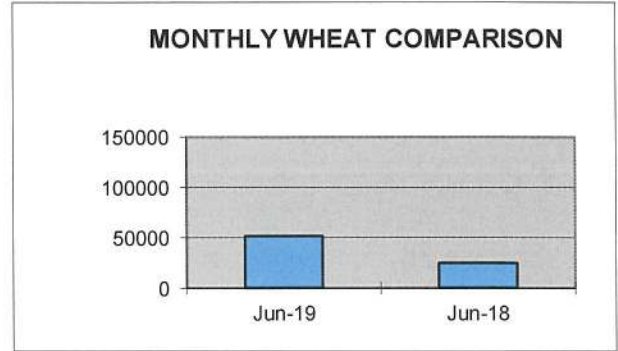
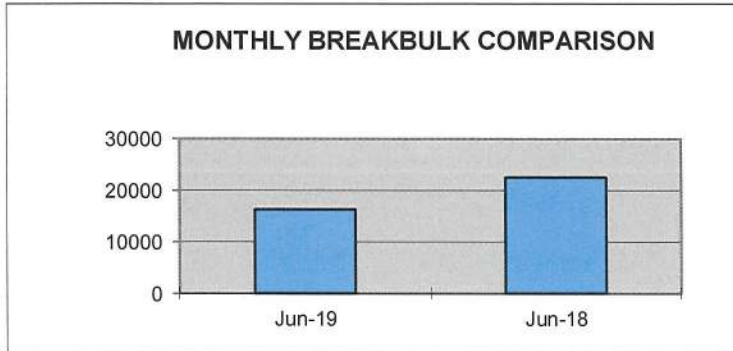


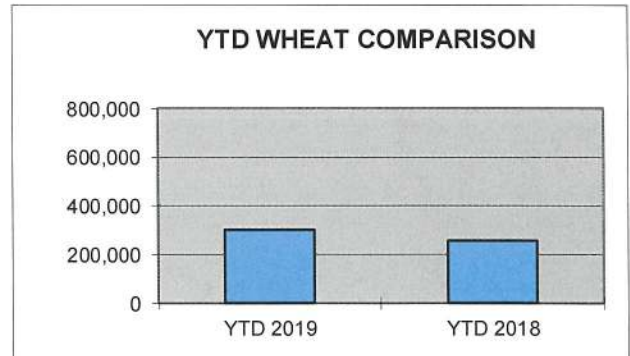
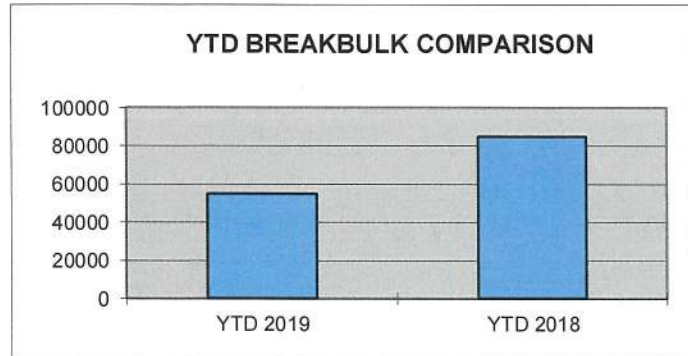
PORT OF LEWISTON JUNE COMPARISON SHIPPING REPORT

<u>SHIPPED</u>	<u>Jun-19</u>	<u>Jun-18</u>	<u>DIFFERENCE</u>	<u>% OF DIFFERENCE</u>
WHEAT/BARLEY**	51705	24810	26895	108%
BREAKBULK**	16300	22500	-6200	-28%



YEAR TO DATE COMPARISON

<u>SHIPPED</u>	<u>YTD 2019</u>	<u>YTD 2018</u>	<u>DIFFERENCE</u>	<u>% OF DIFFERENCE</u>
WHEAT/BARLEY**	302,840	256,642	46,198	18.00%
BREAKBULK**	55,050	85,000	-29,950	-35.24%



*Measured in tons

YTD Bulk Grain Barges shipped by Tidewater (Qty) for Lewis Clark Terminal
 YTD Barges to Port for Breakbulk cargo

84
 24