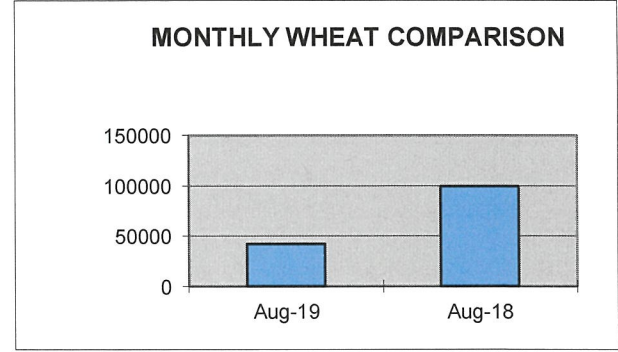
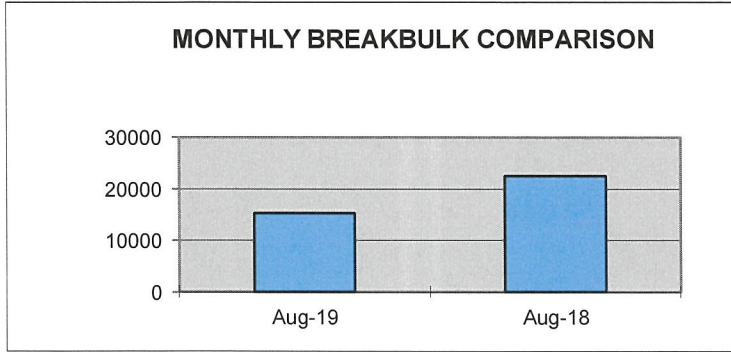


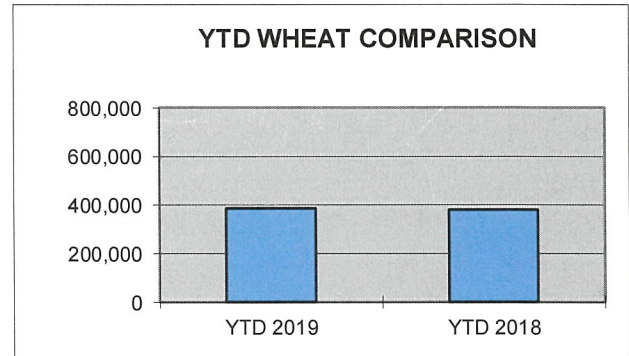
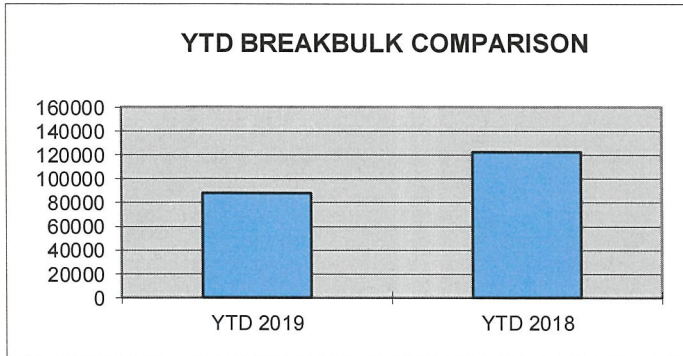
PORT OF LEWISTON AUGUST COMPARISON SHIPPING REPORT

<u>SHIPPED</u>	<u>Aug-19</u>	<u>Aug-18</u>	<u>DIFFERENCE</u>	<u>% OF DIFFERENCE</u>
WHEAT/BARLEY**	42472	99295	-56823	-57%
BREAKBULK**	15300	22500	-7200	-32%



YEAR TO DATE COMPARISON

<u>SHIPPED</u>	<u>YTD 2019</u>	<u>YTD 2018</u>	<u>DIFFERENCE</u>	<u>% OF DIFFERENCE</u>
WHEAT/BARLEY**	385,482	381,122	4,360	1.14%
BREAKBULK**	88,150	122,500	-34,350	-28.04%



*Measured in tons

YTD Bulk Grain Barges shipped by Tidewater (Qty) for Lewis Clark Terminal
 YTD Barges to Port for Breakbulk cargo

107
 38