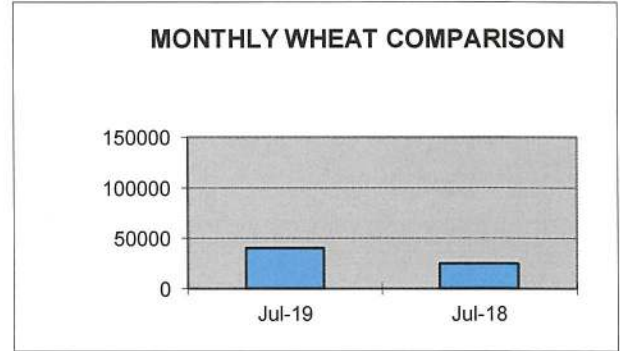
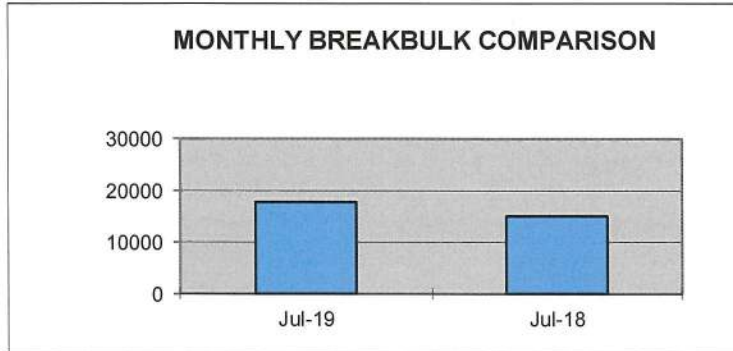


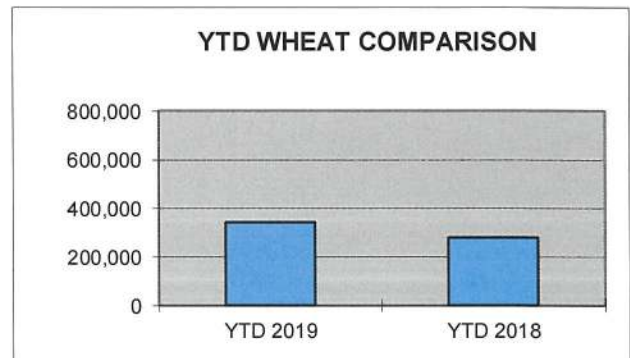
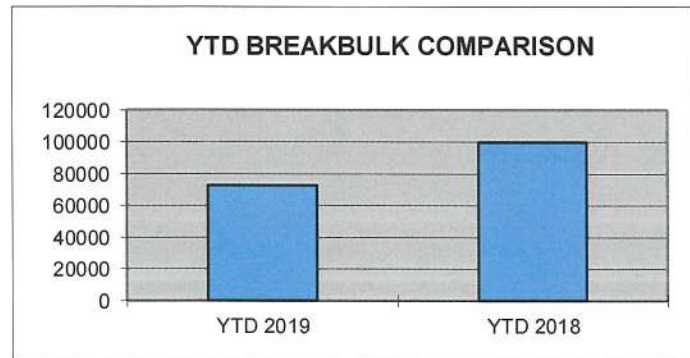
## PORT OF LEWISTON JULY COMPARISON SHIPPING REPORT

<u>SHIPPED</u>	<u>Jul-19</u>	<u>Jul-18</u>	<u>DIFFERENCE</u>	<u>% OF DIFFERENCE</u>
WHEAT/BARLEY**	40170	25185	14985	59%
BREAKBULK**	17800	15000	2800	19%



## YEAR TO DATE COMPARISON

<u>SHIPPED</u>	<u>YTD 2019</u>	<u>YTD 2018</u>	<u>DIFFERENCE</u>	<u>% OF DIFFERENCE</u>
WHEAT/BARLEY**	343,010	281,827	61,183	21.71%
BREAKBULK**	72,850	100,000	-27,150	-27.15%



\*Measured in tons

YTD Bulk Grain Barges shipped by Tidewater (Qty) for Lewis Clark Terminal  
 YTD Barges to Port for Breakbulk cargo

95  
 31