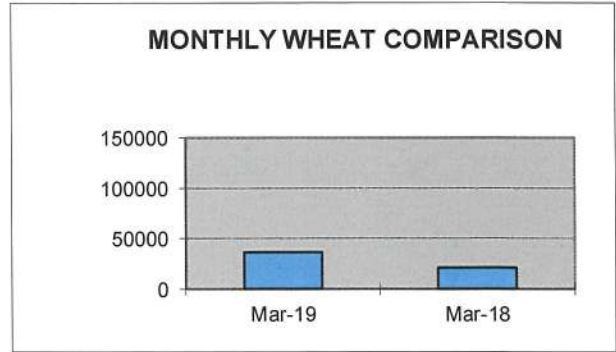
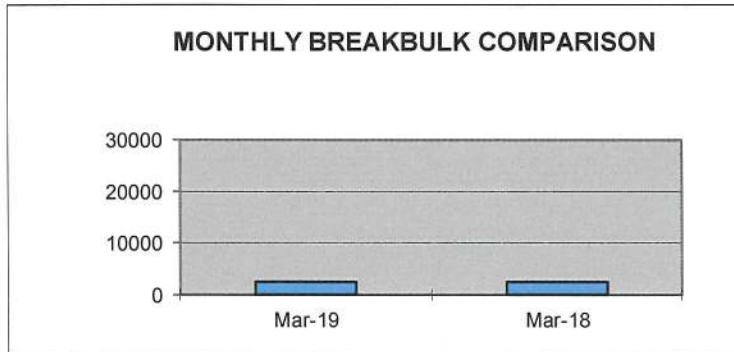


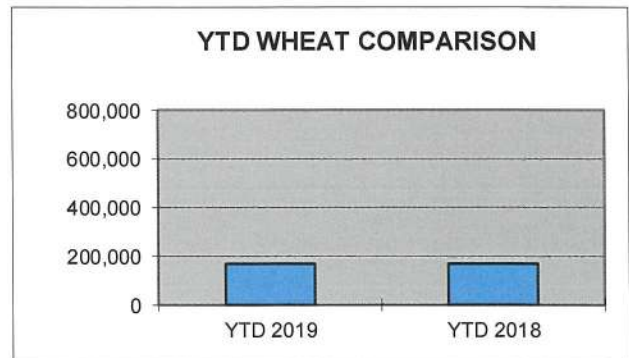
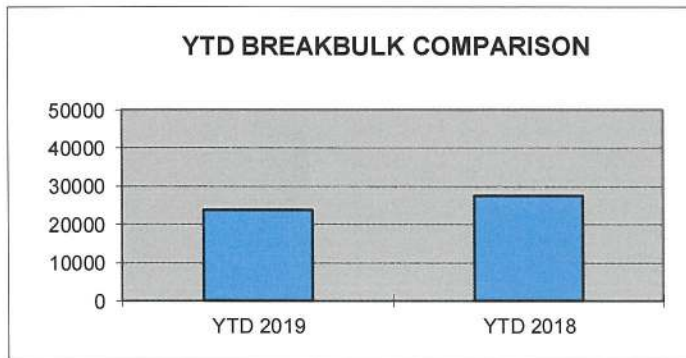
PORT OF LEWISTON MARCH COMPARISON SHIPPING REPORT

<u>SHIPPED</u>	<u>Mar-19</u>	<u>Mar-18</u>	<u>DIFFERENCE</u>	<u>% OF DIFFERENCE</u>
WHEAT/BARLEY**	36720	21005	15715	75%
BREAKBULK**	2500	2500	0	0%



YEAR TO DATE COMPARISON

<u>SHIPPED</u>	<u>YTD 2019</u>	<u>YTD 2018</u>	<u>DIFFERENCE</u>	<u>% OF DIFFERENCE</u>
WHEAT/BARLEY**	168,905	170,677	-1,772	-1.04%
BREAKBULK**	23,750	27,500	-3,750	-13.64%



*Measured in tons

YTD Bulk Grain Barges shipped by Tidewater (Qty) for Lewis Clark Terminal	47
YTD Barges to Port for Breakbulk cargo	10