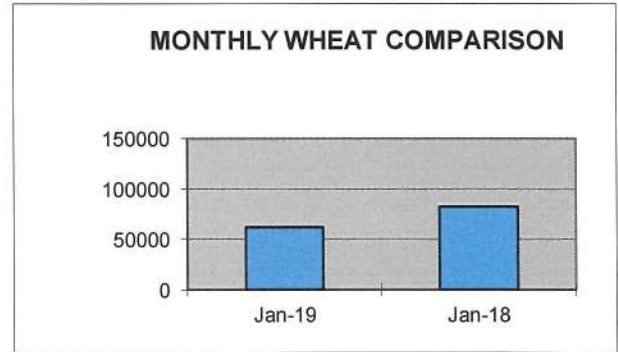
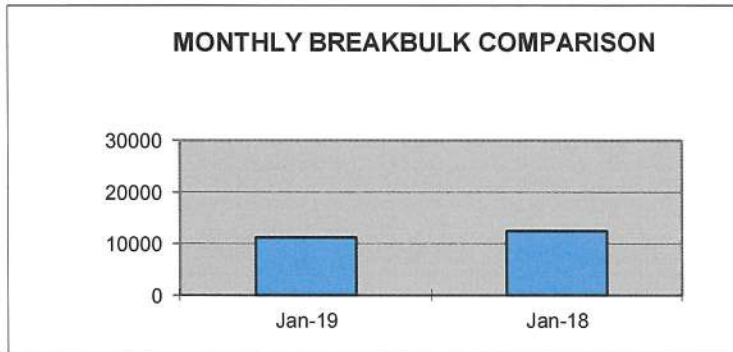


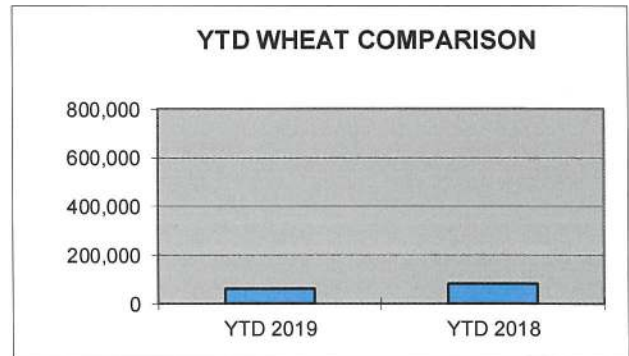
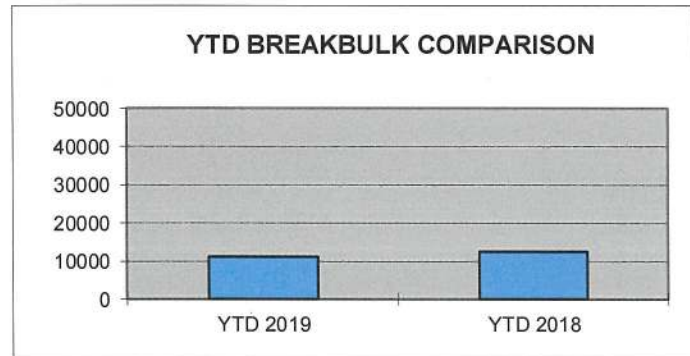
## PORT OF LEWISTON JANUARY COMPARISON SHIPPING REPORT

<u>SHIPPED</u>	<u>Jan-19</u>	<u>Jan-18</u>	<u>DIFFERENCE</u>	<u>% OF DIFFERENCE</u>
WHEAT/BARLEY**	62025	82081	-20056	-24%
BREAKBULK**	11250	12500	-1250	-10%



## YEAR TO DATE COMPARISON

<u>SHIPPED</u>	<u>YTD 2019</u>	<u>YTD 2018</u>	<u>DIFFERENCE</u>	<u>% OF DIFFERENCE</u>
WHEAT/BARLEY**	62,025	82,081	-20056	-24.43%
BREAKBULK**	11250	12,500	-1250	-10.00%



\*Measured in tons

YTD Bulk Grain Barges shipped by Tidewater (Qty) for Lewis Clark Terminal  
 YTD Barges to Port for Breakbulk cargo

17  
 5