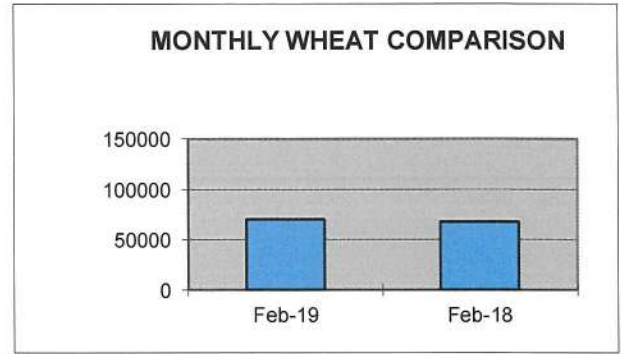
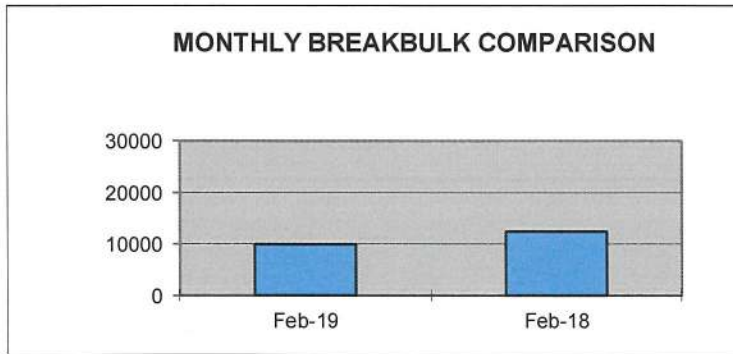


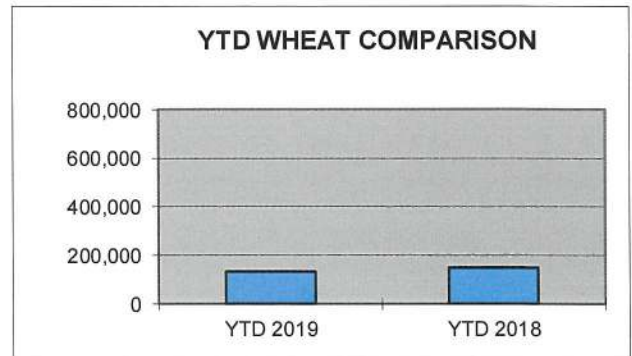
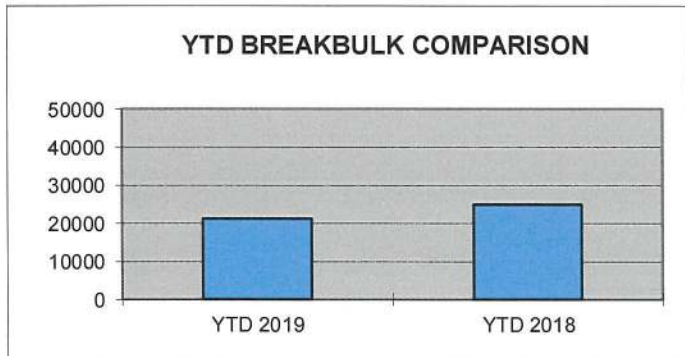
PORT OF LEWISTON FEBRUARY COMPARISON SHIPPING REPORT

<u>SHIPPED</u>	<u>Feb-19</u>	<u>Feb-18</u>	<u>DIFFERENCE</u>	<u>% OF DIFFERENCE</u>
WHEAT/BARLEY**	70160	67591	2569	4%
BREAKBULK**	10000	12500	-2500	-20%



YEAR TO DATE COMPARISON

<u>SHIPPED</u>	<u>YTD 2019</u>	<u>YTD 2018</u>	<u>DIFFERENCE</u>	<u>% OF DIFFERENCE</u>
WHEAT/BARLEY**	132,185	149,672	-17,487	-11.68%
BREAKBULK**	21,250	25,000	-3,750	-15.00%



*Measured in tons

YTD Bulk Grain Barges shipped by Tidewater (Qty) for Lewis Clark Terminal
 YTD Barges to Port for Breakbulk cargo

37
9