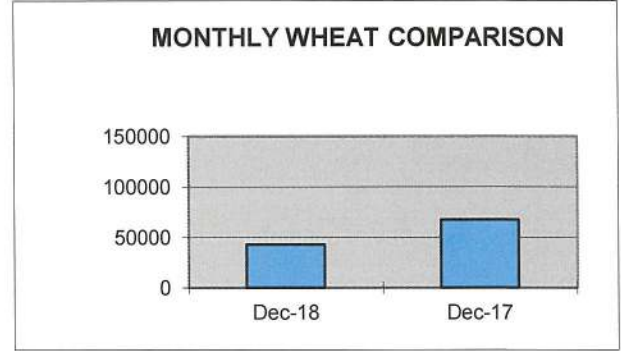
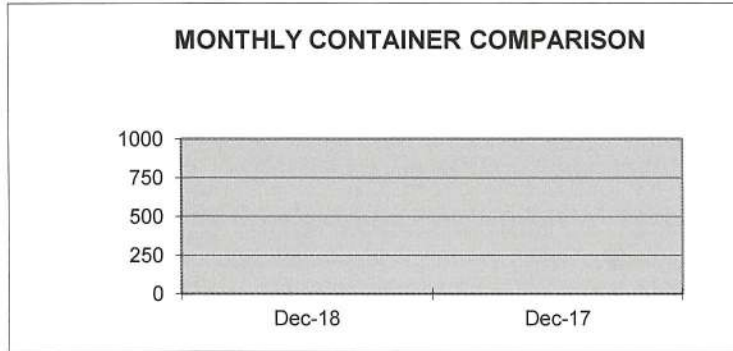


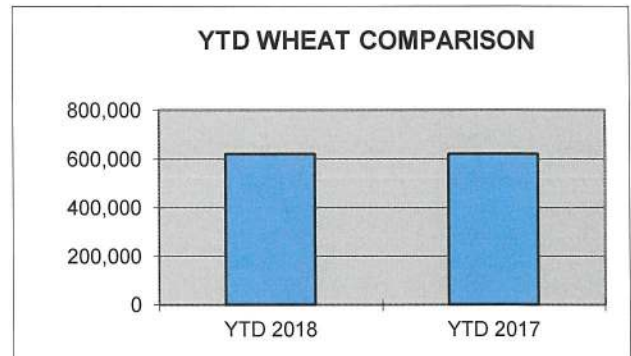
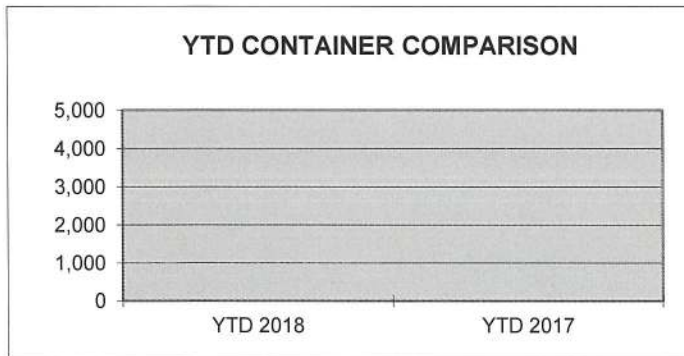
PORT OF LEWISTON DECEMBER COMPARISON SHIPPING REPORT

<u>SHIPPED</u>	<u>Dec-18</u>	<u>Dec-17</u>	<u>DIFFERENCE</u>	<u>% OF DIFFERENCE</u>
TEU CONTAINERS*	0	0	0	
WHEAT/BARLEY**	42900	67441	-24541	-36%
BREAKBULK**	10000	5000	0	



YEAR TO DATE COMPARISON

<u>SHIPPED</u>	<u>YTD 2018</u>	<u>YTD 2017</u>	<u>DIFFERENCE</u>	<u>% OF DIFFERENCE</u>
TEU CONTAINERS*	0	0	0	#DIV/0!
WHEAT/BARLEY**	620,586	620,394	192	0.03%
BREAKBULK**	190000	52,500	0	



*Twenty Foot Equivalent Units

**Measured in tons

YTD Container Barges shipped by Tidewater (Qty) for Port	0
YTD Bulk Grain Barges shipped by Tidewater (Qty) for Lewis Clark Terminal	187
YTD Barges to Port for Breakbulk cargo	76