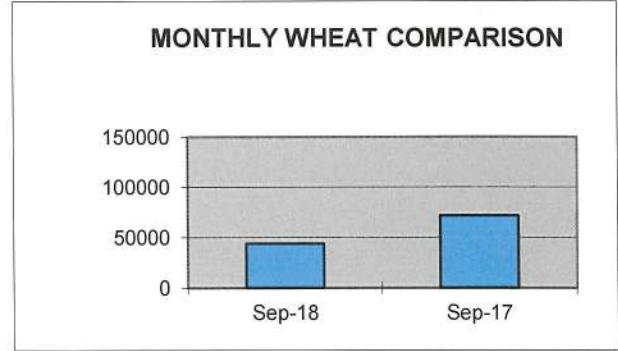
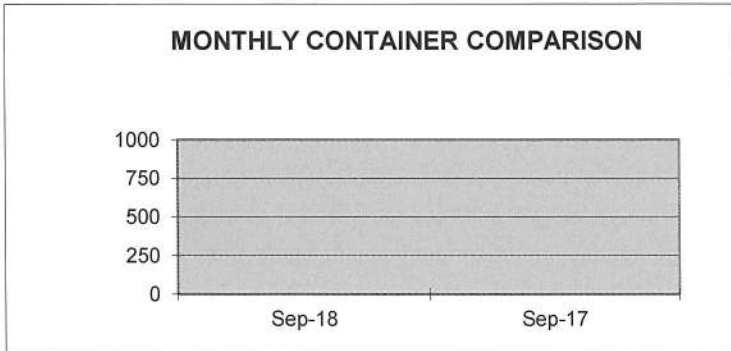


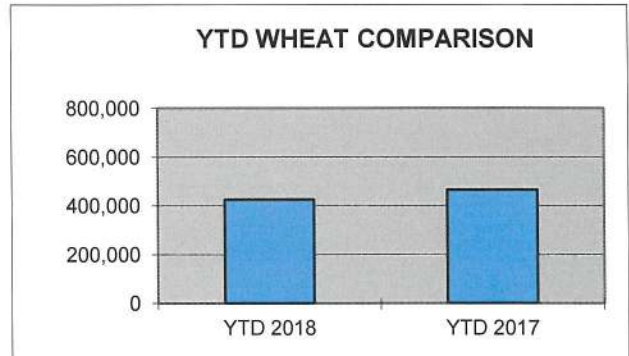
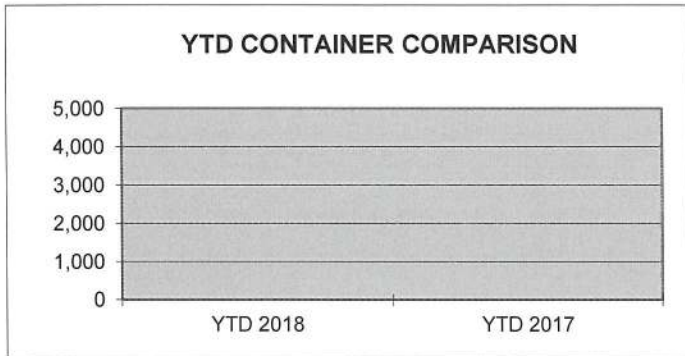
PORT OF LEWISTON SEPTEMBER COMPARISON SHIPPING REPORT

<u>SHIPPED</u>	<u>Sep-18</u>	<u>Sep-17</u>	<u>DIFFERENCE</u>	<u>% OF DIFFERENCE</u>
TEU CONTAINERS*	0	0	0	
WHEAT/BARLEY**	43900	71507	-27607	-39%
BREAKBULK**	20000	2500	0	



YEAR TO DATE COMPARISON

<u>SHIPPED</u>	<u>YTD 2018</u>	<u>YTD 2017</u>	<u>DIFFERENCE</u>	<u>% OF DIFFERENCE</u>
TEU CONTAINERS*	0	0	0	#DIV/0!
WHEAT/BARLEY**	425,022	464,323	-39301	-8.46%
BREAKBULK**	142500	27,500	0	



*Twenty Foot Equivalent Units

**Measured in tons

YTD Container Barges shipped by Tidewater (Qty) for Port	0
YTD Bulk Grain Barges shipped by Tidewater (Qty) for Lewis Clark Terminal	133
YTD Barges to Port for Breakbulk cargo	57