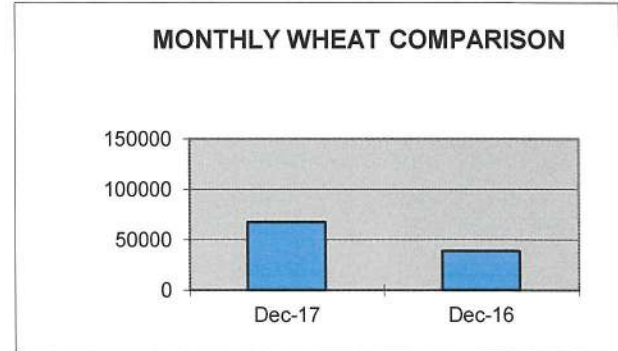
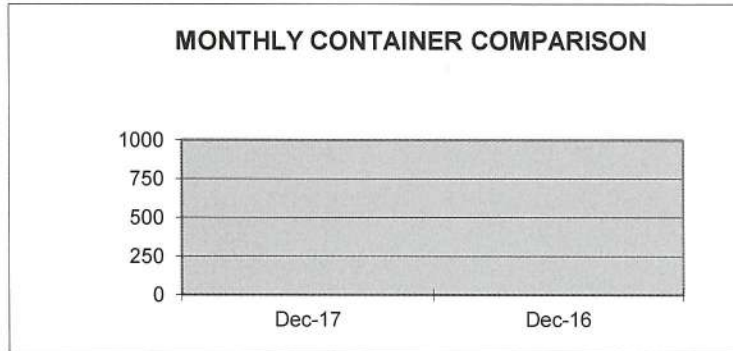


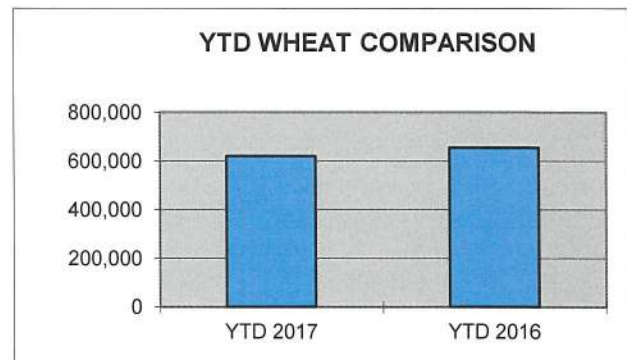
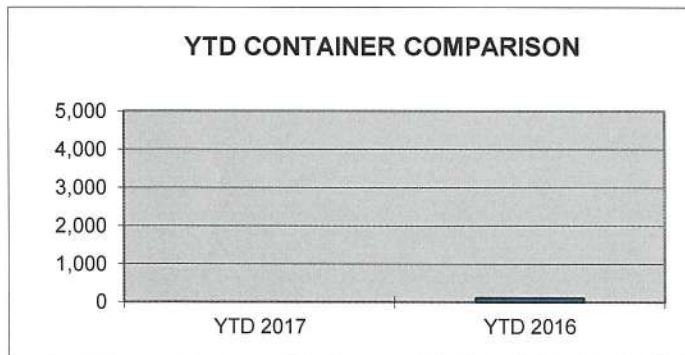
PORT OF LEWISTON DECEMBER COMPARISON SHIPPING REPORT

<u>SHIPPED</u>	<u>Dec-17</u>	<u>Dec-16</u>	<u>DIFFERENCE</u>	<u>% OF DIFFERENCE</u>
TEU CONTAINERS*	0	0	0	
WHEAT/BARLEY**	67441	38771	28670	74%
BREAKBULK**	5000	0	0	



YEAR TO DATE COMPARISON

<u>SHIPPED</u>	<u>YTD 2017</u>	<u>YTD 2016</u>	<u>DIFFERENCE</u>	<u>% OF DIFFERENCE</u>
TEU CONTAINERS*	0	101	-101	-100.00%
WHEAT/BARLEY**	620,394	654,998	-34,604	-5.28%
BREAKBULK**	52,500	1,048	0	



*Twenty Foot Equivalent Units

**Measured in tons

YTD Container Barges shipped by Tidewater (Qty) for Port	0
YTD Bulk Grain Barges shipped by Tidewater (Qty) for Lewis Clark Terminal	185
YTD Barges to Port for Breakbulk cargo	21