

**PORT OF LEWISTON  
CONTAINER SHIPPING REPORT  
MONTH OF SEPTEMBER 2017**

<u>ITEM</u>	<u>OUTBOUND BARGE</u>	<u>OUTBOUND RAIL</u>	<u>OUTBOUND TRUCK</u>	<u>TOTAL OUTBOUND</u>	<u>TOTAL INBOUND</u>
EMPTY					
PULSES					
<b>TOTAL</b>	<b>0</b>	<b>0</b>	<b>0</b>	<b>0</b>	<b>0</b>

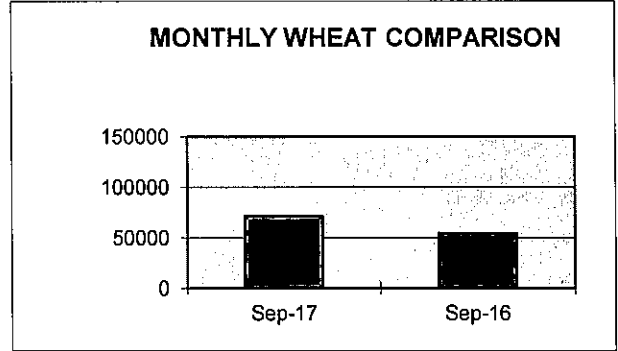
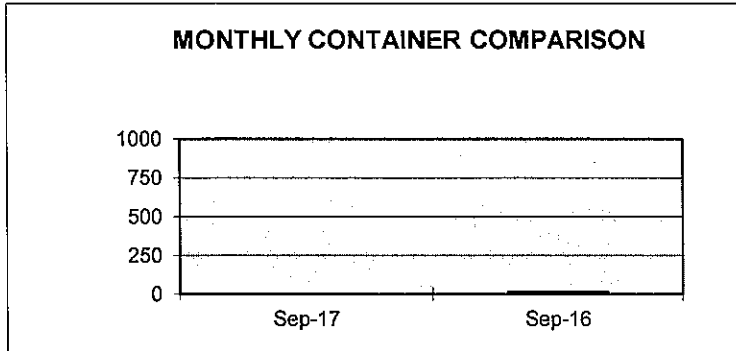
**PORT OF LEWISTON  
2017 YEAR TO DATE**

**CONTAINER SHIPPING REPORT**

<u>ITEM</u>	<u>OUTBOUND BARGE</u>	<u>OUTBOUND RAIL</u>	<u>OUTBOUND TRUCK</u>	<u>TOTAL OUTBOUND</u>	<u>TOTAL INBOUND</u>
EMPTY					
PULSES					
<b>TOTAL</b>	<b>0</b>	<b>0</b>	<b>0</b>	<b>0</b>	<b>0</b>

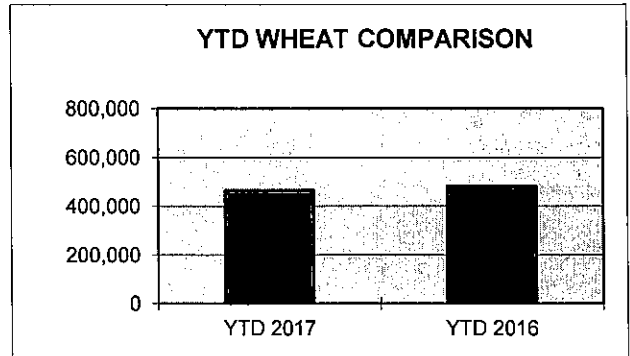

## SEPTEMBER COMPARISON REPORT

<u>SHIPPED</u>	<u>Sep-17</u>	<u>Sep-16</u>	<u>DIFFERENCE</u>	<u>% OF DIFFERENCE</u>
TEU CONTAINERS*	0	15	-15	-100%
WHEAT/BARLEY**	71507	54559	16948	31%
BREAKBULK**	2500	878	0	



## YEAR TO DATE COMPARISON

<u>SHIPPED</u>	<u>YTD 2017</u>	<u>YTD 2016</u>	<u>DIFFERENCE</u>	<u>% OF DIFFERENCE</u>
TEU CONTAINERS*	0	101	-101	-100.00%
WHEAT/BARLEY**	464,323	480,163	-15,840	-3.30%
BREAKBULK**	27,500	1,048	0	



\*Twenty Foot Equivalent Units

\*\*Measured in tons

YTD Container Barges shipped by Tidewater (Qty) for Port	0
YTD Bulk Grain Barges shipped by Tidewater (Qty) for Lewis Clark Terminal	141
YTD Barges to Port for Breakbulk cargo	11

**PORT OF LEWISTON**  
**COUNTRIES SHIPPED TO**  
**FOR THE MONTH OF SEPTEMBER 2017**

(None)