

**PORT OF LEWISTON  
CONTAINER SHIPPING REPORT  
MONTH OF MAY 2017**

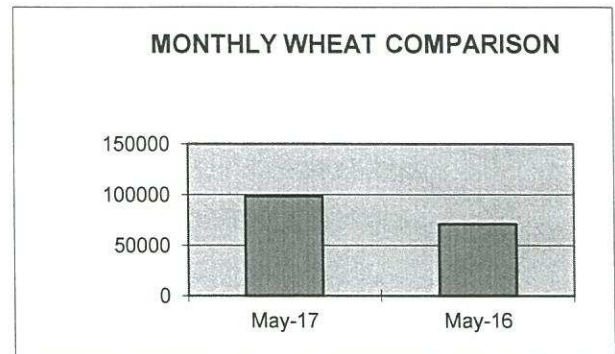

<b>ITEM</b>	<b>OUTBOUND BARGE</b>	<b>OUTBOUND RAIL</b>	<b>OUTBOUND TRUCK</b>	<b>TOTAL OUTBOUND</b>	<b>TOTAL INBOUND</b>
EMPTY					
PULSES					
<b>TOTAL</b>	<b>0</b>	<b>0</b>	<b>0</b>	<b>0</b>	<b>0</b>

**PORT OF LEWISTON  
2017 YEAR TO DATE  
CONTAINER SHIPPING REPORT**

<u>ITEM</u>	<u>OUTBOUND BARGE</u>	<u>OUTBOUND RAIL</u>	<u>OUTBOUND TRUCK</u>	<u>TOTAL OUTBOUND</u>	<u>TOTAL INBOUND</u>
EMPTY					
PULSES					
<b>TOTAL</b>	<b>0</b>	<b>0</b>	<b>0</b>	<b>0</b>	<b>0</b>

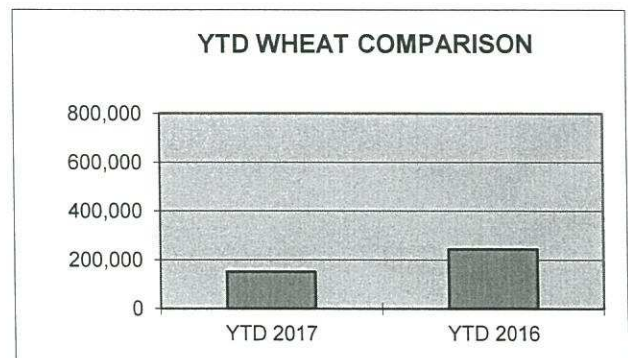
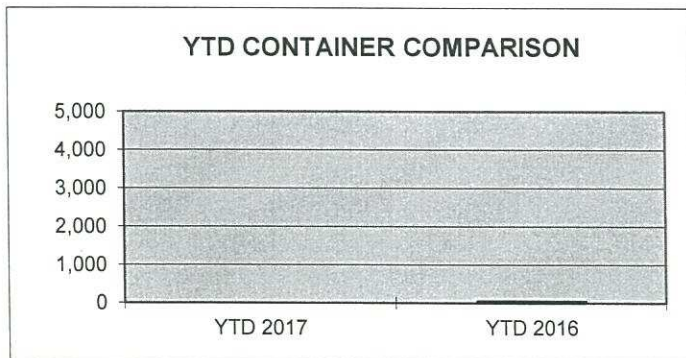
## MAY COMPARISON REPORT

<u>SHIPPED</u>	<u>May-17</u>	<u>May-16</u>	<u>DIFFERENCE</u>	<u>% OF DIFFERENCE</u>
TEU CONTAINERS*	0	0	0	#DIV/0!
WHEAT/BARLEY**	98568	71057	27511	39%
BREAKBULK**	0	57.23	0	



## YEAR TO DATE COMPARISON

<u>SHIPPED</u>	<u>YTD 2017</u>	<u>YTD 2016</u>	<u>DIFFERENCE</u>	<u>% OF DIFFERENCE</u>
TEU CONTAINERS*	0	49	-49	-100.00%
WHEAT/BARLEY**	151,106	242,548	-91,442	-37.70%
BREAKBULK**	0	57.23	0	



\*Twenty Foot Equivalent Units

\*\*Measured in tons

YTD Container Barges shipped by Tidewater (Qty) for Port	0
YTD Bulk Grain Barges shipped by Tidewater (Qty) for Lewis Clark Terminal	44
YTD Barges to Port for Breakbulk cargo	0

**PORT OF LEWISTON**  
**COUNTRIES SHIPPED TO**  
**FOR THE MONTH OF MAY 2017**

(None)