

**PORT OF LEWISTON
CONTAINER SHIPPING REPORT
MONTH OF FEBRUARY 2017**

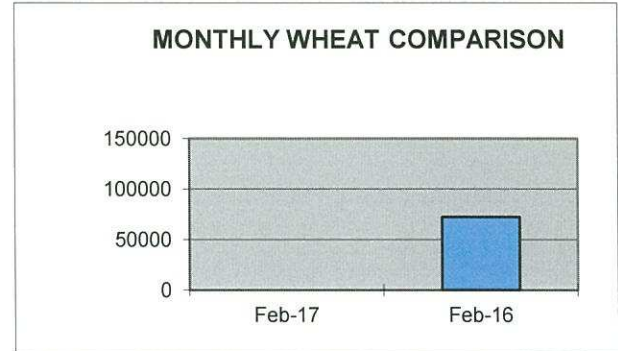
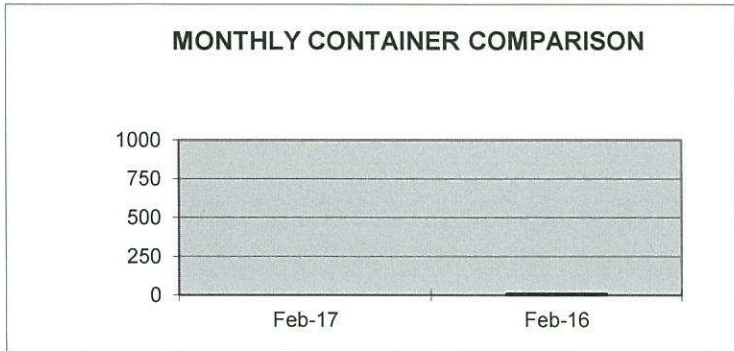
<u>ITEM</u>	OUTBOUND <u>BARGE</u>	OUTBOUND <u>RAIL</u>	OUTBOUND <u>TRUCK</u>	TOTAL <u>OUTBOUND</u>	TOTAL <u>INBOUND</u>
EMPTY					
PULSES					
TOTAL	0	0	0	0	0

**PORT OF LEWISTON
2017 YEAR TO DATE
CONTAINER SHIPPING REPORT**

<u>ITEM</u>	<u>OUTBOUND BARGE</u>	<u>OUTBOUND RAIL</u>	<u>OUTBOUND TRUCK</u>	<u>TOTAL OUTBOUND</u>	<u>TOTAL INBOUND</u>
EMPTY					
PULSES					
TOTAL	0	0	0	0	0

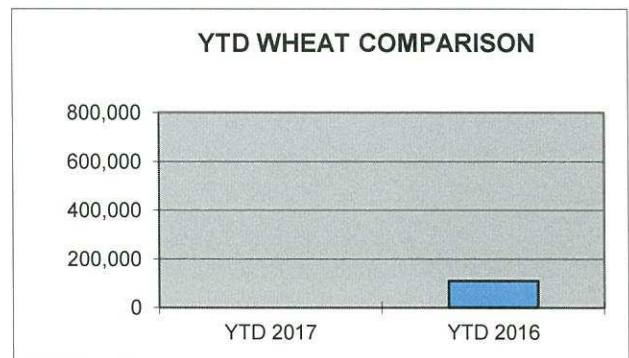
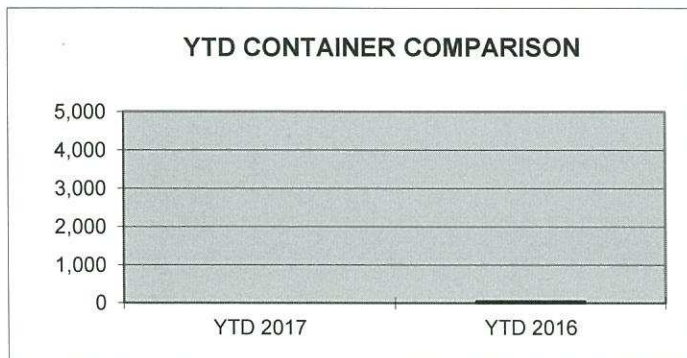
FEBRUARY COMPARISON REPORT

<u>SHIPPED</u>	<u>Feb-17</u>	<u>Feb-16</u>	<u>DIFFERENCE</u>	<u>% OF DIFFERENCE</u>
TEU CONTAINERS*	0	10	-10	-100%
WHEAT/BARLEY**	0	72388	-72388	-100%
BREAKBULK**	0	0	0	



YEAR TO DATE COMPARISON

<u>SHIPPED</u>	<u>YTD 2017</u>	<u>YTD 2016</u>	<u>DIFFERENCE</u>	<u>% OF DIFFERENCE</u>
TEU CONTAINERS*	0	43	-43	-100.00%
WHEAT/BARLEY**	0	110,259	-110,259	-100.00%
BREAKBULK**	0	0	0	



*Twenty Foot Equivalent Units

**Measured in tons

YTD Container Barges shipped by Tidewater (Qty) for Port	0
YTD Bulk Grain Barges shipped by Tidewater (Qty) for Lewis Clark Terminal	0
YTD Barges to Port for Breakbulk cargo	0

PORT OF LEWISTON
COUNTRIES SHIPPED TO
FOR THE MONTH OF FEBRUARY 2017

(None)