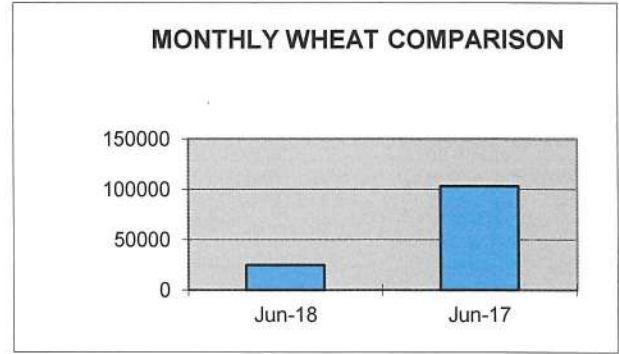
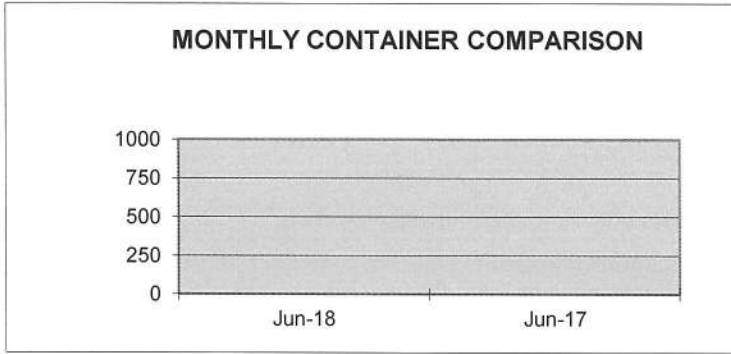


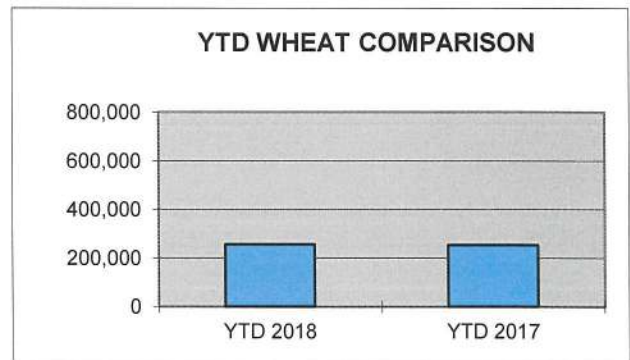
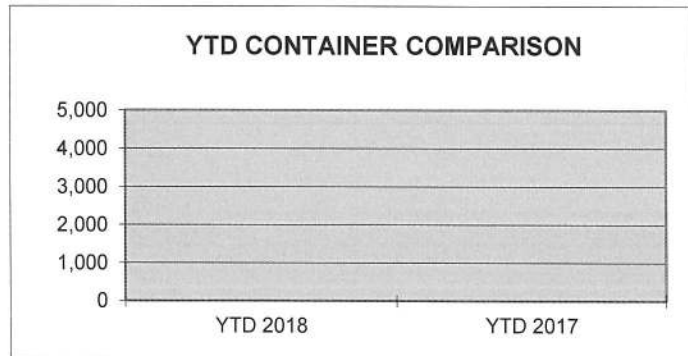
PORT OF LEWISTON JUNE COMPARISON SHIPPING REPORT

<u>SHIPPED</u>	<u>Jun-18</u>	<u>Jun-17</u>	<u>DIFFERENCE</u>	<u>% OF DIFFERENCE</u>
TEU CONTAINERS*	0	0	0	
WHEAT/BARLEY**	24810	103082	-78272	-76%
BREAKBULK**	22500	0	0	



YEAR TO DATE COMPARISON

<u>SHIPPED</u>	<u>YTD 2018</u>	<u>YTD 2017</u>	<u>DIFFERENCE</u>	<u>% OF DIFFERENCE</u>
TEU CONTAINERS*	0	0	0	#DIV/0!
WHEAT/BARLEY**	256,642	254,188	2454	0.97%
BREAKBULK**	85000	0	0	



*Twenty Foot Equivalent Units

**Measured in tons

YTD Container Barges shipped by Tidewater (Qty) for Port	0
YTD Bulk Grain Barges shipped by Tidewater (Qty) for Lewis Clark Terminal	85
YTD Barges to Port for Breakbulk cargo	34