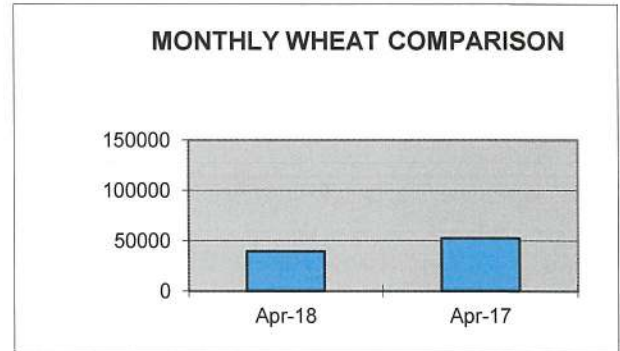
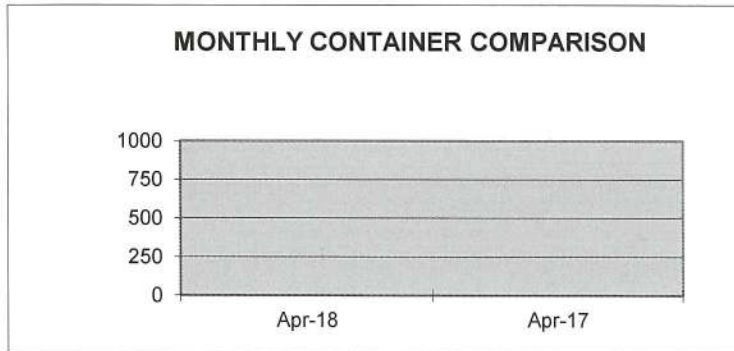


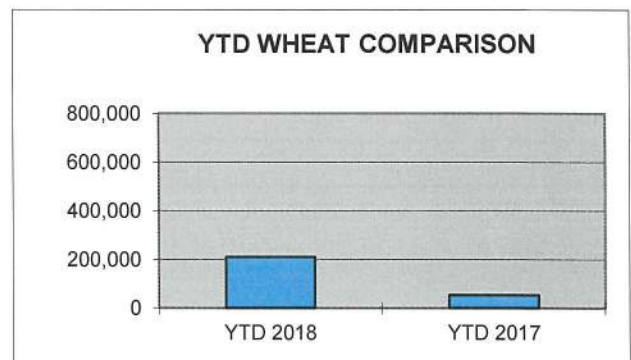
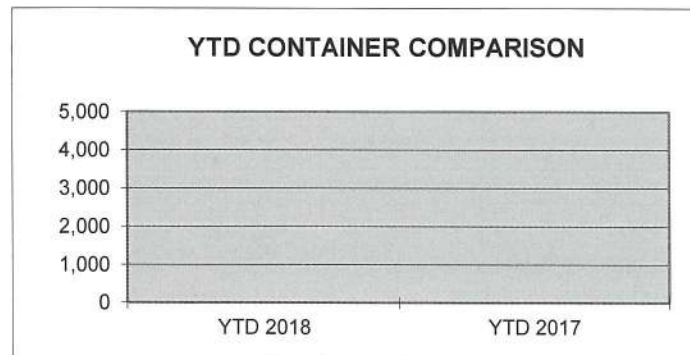
PORT OF LEWISTON APRIL COMPARISON SHIPPING REPORT

<u>SHIPPED</u>	<u>Apr-18</u>	<u>Apr-17</u>	<u>DIFFERENCE</u>	<u>% OF DIFFERENCE</u>
TEU CONTAINERS*	0	0	0	
WHEAT/BARLEY**	39490	52538	-13048	-25%
BREAKBULK**	20000	0	0	



YEAR TO DATE COMPARISON

<u>SHIPPED</u>	<u>YTD 2018</u>	<u>YTD 2017</u>	<u>DIFFERENCE</u>	<u>% OF DIFFERENCE</u>
TEU CONTAINERS*	0	0	0	#DIV/0!
WHEAT/BARLEY**	210,167	52,538	157,629	300.03%
BREAKBULK**	47500	0	0	



*Twenty Foot Equivalent Units

**Measured in tons

YTD Container Barges shipped by Tidewater (Qty) for Port	0
YTD Bulk Grain Barges shipped by Tidewater (Qty) for Lewis Clark Terminal	72
YTD Barges to Port for Breakbulk cargo	19