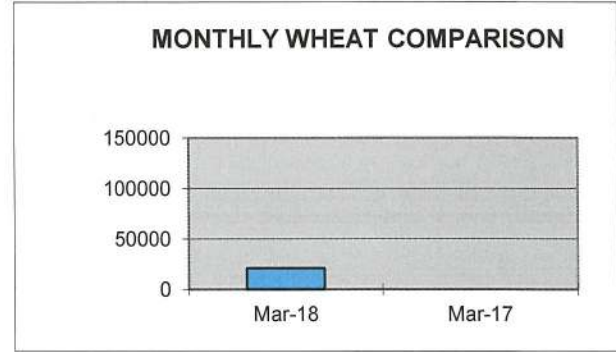
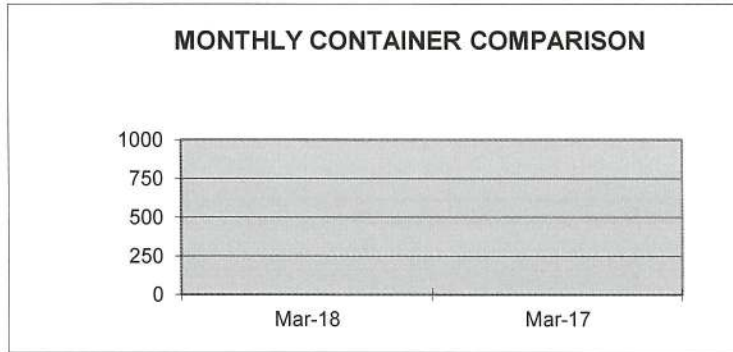


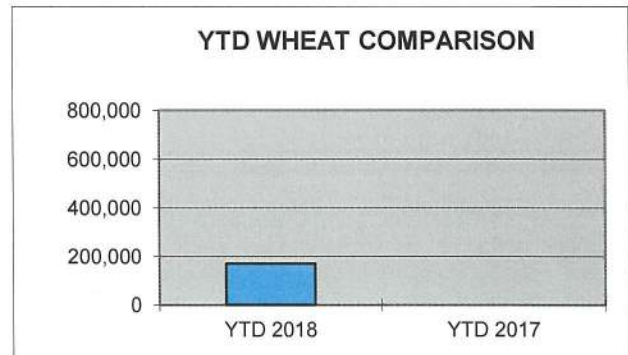
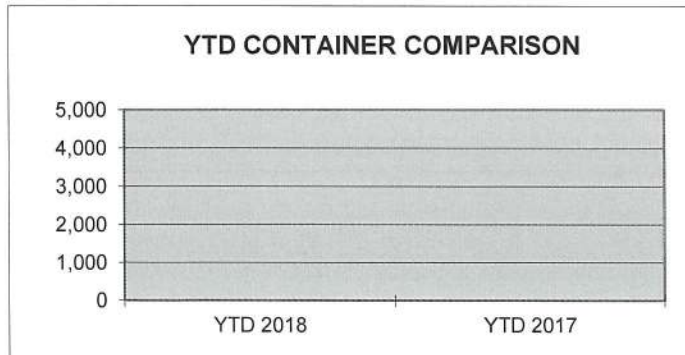
PORT OF LEWISTON MARCH COMPARISON SHIPPING REPORT

<u>SHIPPED</u>	<u>Mar-18</u>	<u>Mar-17</u>	<u>DIFFERENCE</u>	<u>% OF DIFFERENCE</u>
TEU CONTAINERS*	0	0	0	
WHEAT/BARLEY**	21005	0	21005	
BREAKBULK**	2500	0	0	



YEAR TO DATE COMPARISON

<u>SHIPPED</u>	<u>YTD 2018</u>	<u>YTD 2017</u>	<u>DIFFERENCE</u>	<u>% OF DIFFERENCE</u>
TEU CONTAINERS*	0	0	0	
WHEAT/BARLEY**	170,677	0	170,677	
BREAKBULK**	27,500	0	0	



*Twenty Foot Equivalent Units

**Measured in tons

YTD Container Barges shipped by Tidewater (Qty) for Port	0
YTD Bulk Grain Barges shipped by Tidewater (Qty) for Lewis Clark Terminal	61
YTD Barges to Port for Breakbulk cargo	11