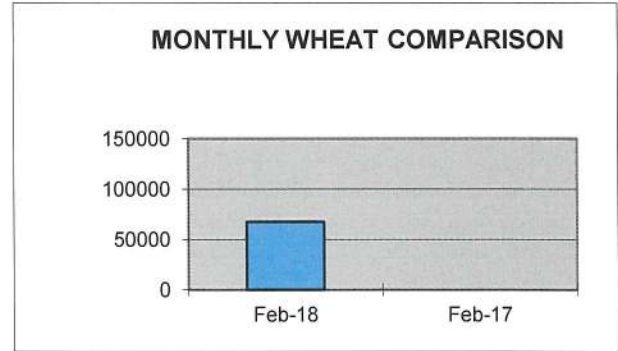
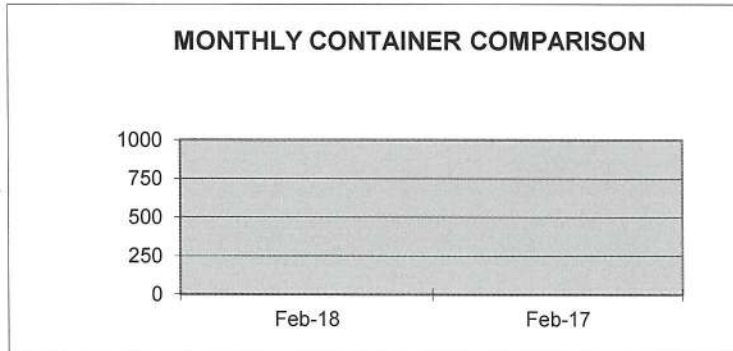


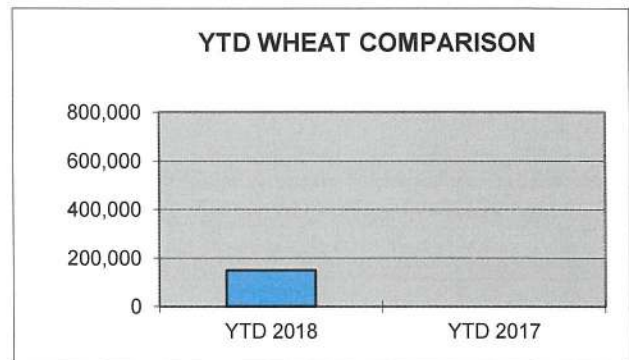
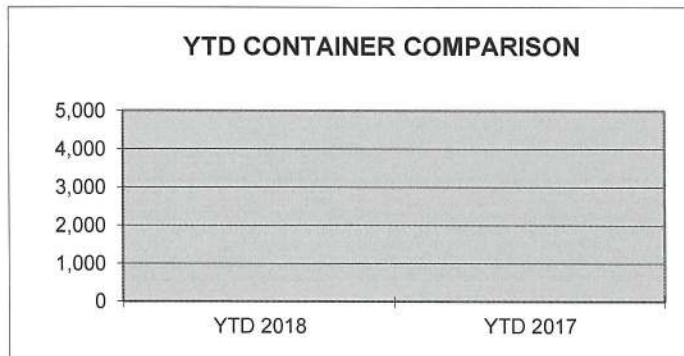
PORT OF LEWISTON FEBRUARY COMPARISON SHIPPING REPORT

<u>SHIPPED</u>	<u>Feb-18</u>	<u>Feb-17</u>	<u>DIFFERENCE</u>	<u>% OF DIFFERENCE</u>
TEU CONTAINERS*	0	0	0	
WHEAT/BARLEY**	67591	0	67591	#DIV/0!
BREAKBULK**	12500	0	0	



YEAR TO DATE COMPARISON

<u>SHIPPED</u>	<u>YTD 2018</u>	<u>YTD 2017</u>	<u>DIFFERENCE</u>	<u>% OF DIFFERENCE</u>
TEU CONTAINERS*	0	0	0	#DIV/0!
WHEAT/BARLEY**	149,672	0	149,672	#DIV/0!
BREAKBULK**	25000	0	0	



*Twenty Foot Equivalent Units

**Measured in tons

YTD Container Barges shipped by Tidewater (Qty) for Port	0
YTD Bulk Grain Barges shipped by Tidewater (Qty) for Lewis Clark Terminal	42
YTD Barges to Port for Breakbulk cargo	10