

**PORT OF LEWISTON
CONTAINER SHIPPING REPORT
MONTH OF JUNE 2017**

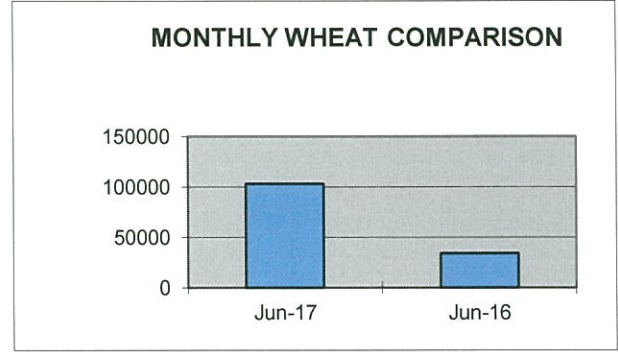
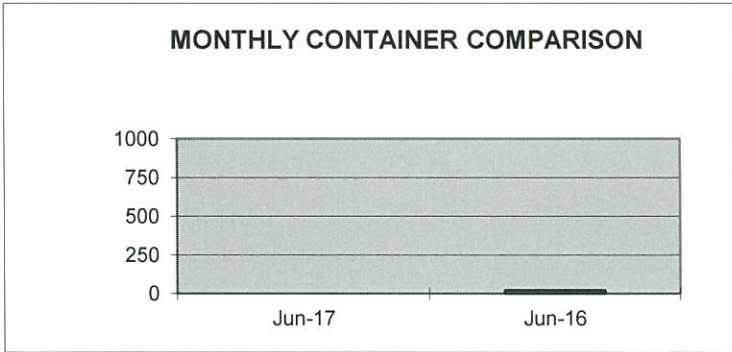
<u>ITEM</u>	<u>OUTBOUND BARGE</u>	<u>OUTBOUND RAIL</u>	<u>OUTBOUND TRUCK</u>	<u>TOTAL OUTBOUND</u>	<u>TOTAL INBOUND</u>
EMPTY					
PULSES					
TOTAL	0	0	0	0	0

**PORT OF LEWISTON
2017 YEAR TO DATE
CONTAINER SHIPPING REPORT**

<u>ITEM</u>	<u>OUTBOUND BARGE</u>	<u>OUTBOUND RAIL</u>	<u>OUTBOUND TRUCK</u>	<u>TOTAL OUTBOUND</u>	<u>TOTAL INBOUND</u>
EMPTY					
PULSES					
TOTAL	0	0	0	0	0

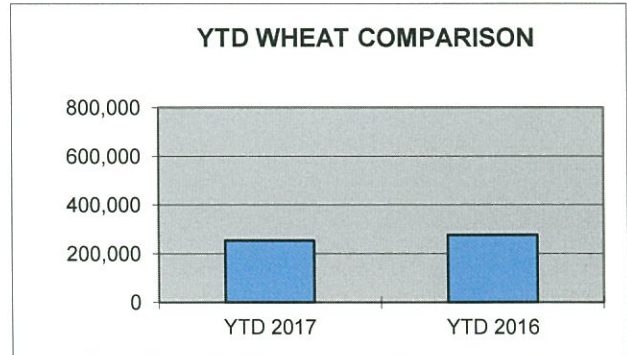
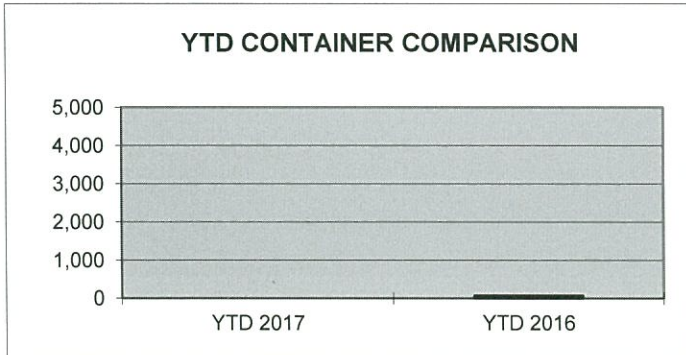
JUNE COMPARISON REPORT

<u>SHIPPED</u>	<u>Jun-17</u>	<u>Jun-16</u>	<u>DIFFERENCE</u>	<u>% OF DIFFERENCE</u>
TEU CONTAINERS*	0	21	-21	-100%
WHEAT/BARLEY**	103082	34083	68999	202%
BREAKBULK**	0	57.23	0	



YEAR TO DATE COMPARISON

<u>SHIPPED</u>	<u>YTD 2017</u>	<u>YTD 2016</u>	<u>DIFFERENCE</u>	<u>% OF DIFFERENCE</u>
TEU CONTAINERS*	0	70	-70	-100.00%
WHEAT/BARLEY**	254,188	276,631	-22443	-8.11%
BREAKBULK**	0	57.23	0	



*Twenty Foot Equivalent Units

**Measured in tons

YTD Container Barges shipped by Tidewater (Qty) for Port	0
YTD Bulk Grain Barges shipped by Tidewater (Qty) for Lewis Clark Terminal	75
YTD Barges to Port for Breakbulk cargo	0

PORT OF LEWISTON
COUNTRIES SHIPPED TO
FOR THE MONTH OF JUNE 2017

(None)