

**PORT OF LEWISTON
CONTAINER SHIPPING REPORT
MONTH OF MAY 2017**

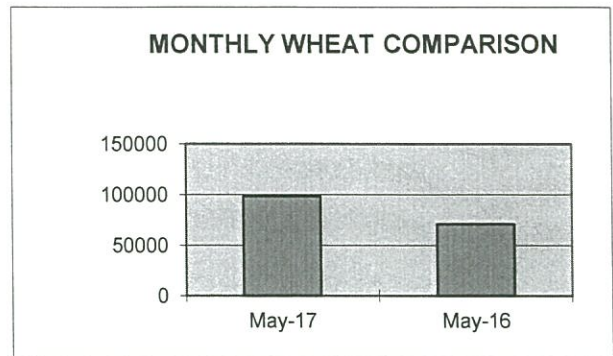

ITEM	OUTBOUND BARGE	OUTBOUND RAIL	OUTBOUND TRUCK	TOTAL OUTBOUND	TOTAL INBOUND
EMPTY					
PULSES					
TOTAL	0	0	0	0	0

**PORT OF LEWISTON
2017 YEAR TO DATE
CONTAINER SHIPPING REPORT**

<u>ITEM</u>	<u>OUTBOUND BARGE</u>	<u>OUTBOUND RAIL</u>	<u>OUTBOUND TRUCK</u>	<u>TOTAL OUTBOUND</u>	<u>TOTAL INBOUND</u>
EMPTY					
PULSES					
TOTAL	0	0	0	0	0

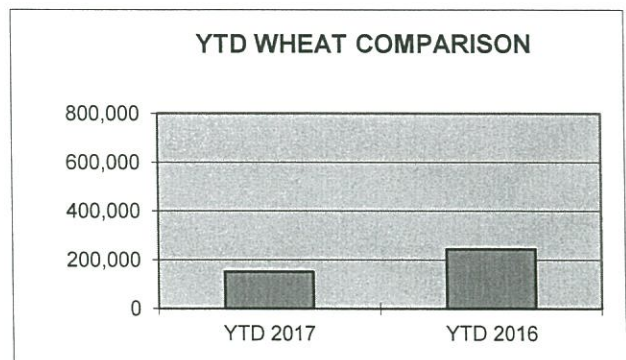

MAY COMPARISON REPORT

<u>SHIPPED</u>	<u>May-17</u>	<u>May-16</u>	<u>DIFFERENCE</u>	<u>% OF DIFFERENCE</u>
TEU CONTAINERS*	0	0	0	#DIV/0!
WHEAT/BARLEY**	98568	71057	27511	39%
BREAKBULK**	0	57.23	0	



YEAR TO DATE COMPARISON

<u>SHIPPED</u>	<u>YTD 2017</u>	<u>YTD 2016</u>	<u>DIFFERENCE</u>	<u>% OF DIFFERENCE</u>
TEU CONTAINERS*	0	49	-49	-100.00%
WHEAT/BARLEY**	151,106	242,548	-91442	-37.70%
BREAKBULK**	0	57.23	0	



*Twenty Foot Equivalent Units

**Measured in tons

YTD Container Barges shipped by Tidewater (Qty) for Port	0
YTD Bulk Grain Barges shipped by Tidewater (Qty) for Lewis Clark Terminal	44
YTD Barges to Port for Breakbulk cargo	0

PORT OF LEWISTON
COUNTRIES SHIPPED TO
FOR THE MONTH OF MAY 2017

(None)