

**PORT OF LEWISTON  
CONTAINER SHIPPING REPORT  
MONTH OF JANUARY 2017**

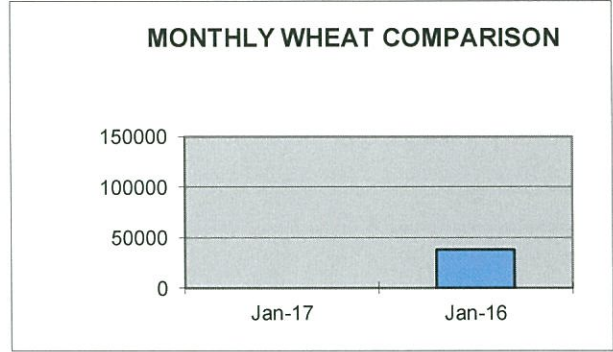
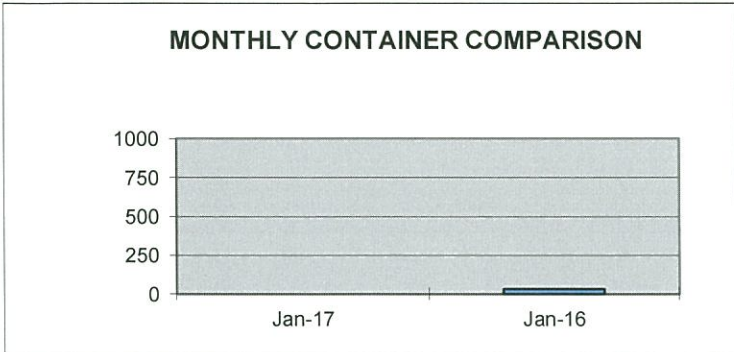
<u>ITEM</u>	<u>OUTBOUND BARGE</u>	<u>OUTBOUND RAIL</u>	<u>OUTBOUND TRUCK</u>	<u>TOTAL OUTBOUND</u>	<u>TOTAL INBOUND</u>
EMPTY					
PULSES					
<b>TOTAL</b>	<b>0</b>	<b>0</b>	<b>0</b>	<b>0</b>	<b>0</b>

**PORT OF LEWISTON  
2017 YEAR TO DATE  
CONTAINER SHIPPING REPORT**

<u>ITEM</u>	<u>OUTBOUND BARGE</u>	<u>OUTBOUND RAIL</u>	<u>OUTBOUND TRUCK</u>	<u>TOTAL OUTBOUND</u>	<u>TOTAL INBOUND</u>
EMPTY					
PULSES					
<b>TOTAL</b>	<b>0</b>	<b>0</b>	<b>0</b>	<b>0</b>	<b>0</b>

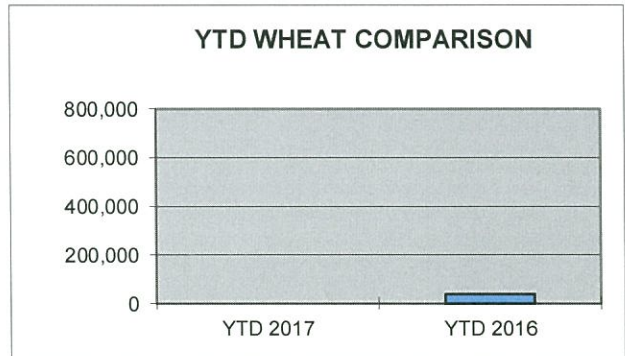
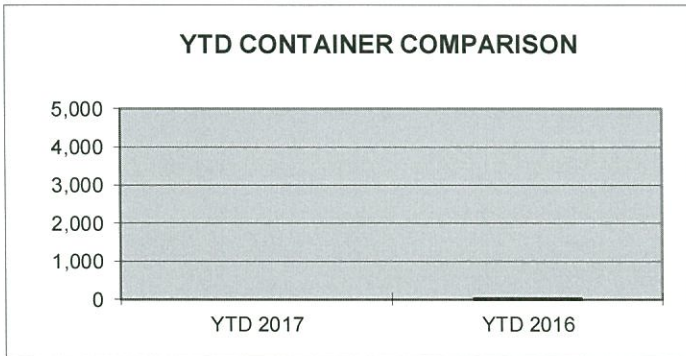
## JANUARY COMPARISON REPORT

<u>SHIPPED</u>	<u>Jan-17</u>	<u>Jan-16</u>	<u>DIFFERENCE</u>	<u>% OF DIFFERENCE</u>
TEU CONTAINERS*	0	33	-33	-100%
WHEAT/BARLEY**	0	37871	-37871	-100%
BREAKBULK**	0	0	0	



## YEAR TO DATE COMPARISON

<u>SHIPPED</u>	<u>YTD 2017</u>	<u>YTD 2016</u>	<u>DIFFERENCE</u>	<u>% OF DIFFERENCE</u>
TEU CONTAINERS*	0	33	-33	-100.00%
WHEAT/BARLEY**	0	37,871	-37,871	-100.00%
BREAKBULK**	0	0	0	



\*Twenty Foot Equivalent Units

\*\*Measured in tons

YTD Container Barges shipped by Tidewater (Qty) for Port	0
YTD Bulk Grain Barges shipped by Tidewater (Qty) for Lewis Clark Terminal	0
YTD Barges to Port for Breakbulk cargo	0

**PORT OF LEWISTON**  
**COUNTRIES SHIPPED TO**  
**FOR THE MONTH OF JANUARY 2017**

(None)